



Lo scout: prima-durante- dopo il match

Barbato Tommaso

Scoutman Nazionale Italiana Juniores Femminile
Scoutman Unet Yamamay Busto Arsizio A1 femminile
Docente presso l'Università degli Studi di Urbino


Giugno 2017 – Milano Centro Pavesi





IMPORTANZA DELLO SCOUT

PRESTAZIONE SPORTIVA

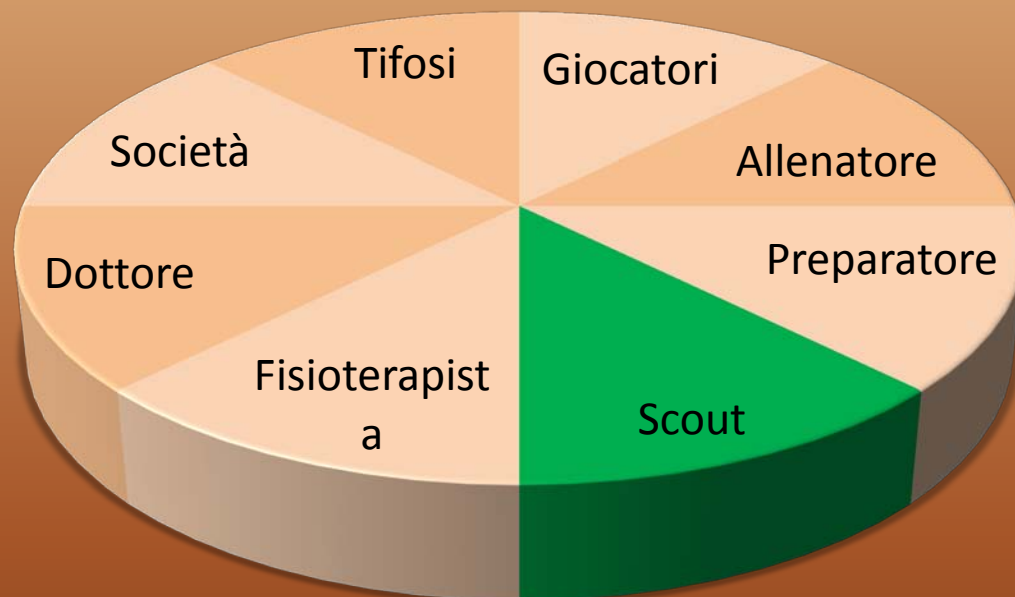


QUANTO CONTA LO SCOUT?



IMPORTANZA DELLO SCOUT

PRESTAZIONE SPORTIVA





IMPORTANZA DELLO SCOUT

ITALY **2**
DOMINICAN REPUBLIC **3**

Set	Durata	Punteggi parziali			Finali
1	0.26	6- 8	13-16	17-21	20-25
2	0.24	7- 8	16-11	21-18	25-19
3	0.30	3- 8	13-16	19-21	22-25
4	0.34	5- 8	15-16	21-19	26-24
5	0.14	2- 5	6-10	6-12	7-15
2.08					100-108

ITALY **3**
EGYPT **2**

Set	Durata	Punteggi parziali			Finali
1	0.25	8- 6	13-16	20-21	22-25
2	0.25	6- 8	13-16	18-21	22-25
3	0.27	8- 6	16-11	21-17	25-21
4	0.27	8- 6	16-12	21-13	25-15
5	0.16	5- 2	10- 6	12-11	15-12
2.00					109-98

ITALY **1**
BRAZIL **3**

Set	Durata	Punteggi parziali			Finali
1	0.31	8- 6	15-16	20-21	28-30
2	0.22	8- 3	16-10	21-14	25-16
3	0.26	8- 7	14-16	16-21	19-25
4	0.28	3- 8	8-16	13-21	20-25
1.47					92-96



IMPORTANZA DELLO SCOUT

100
Punti



5%

5 punti



IMPORTANZA DELLO SCOUT

ITALY **2**
DOMINICAN REPUBLIC **3**

Set	Durata	Punteggi parziali			Finali
1	0.26	6- 8	13-16	17-21	20-25
2	0.24	7- 8	16-11	21-18	25-19
3	0.30	3- 8	13-16	19-21	22-25
4	0.34	5- 8	15-16	21-19	26-24
5	0.14	2- 5	6-10	6-12	7-15
2.08					100-108

ITALY **3**
EGYPT **2**

Set	Durata	Punteggi parziali			Finali
1	0.25	8- 6	13-16	20-21	22-25
2	0.25	6- 8	13-16	18-21	22-25
3	0.27	8- 6	16-11	21-17	25-21
4	0.27	8- 6	16-12	21-13	25-15
5	0.16	5- 2	10- 6	12-11	15-12
2.00					109-98

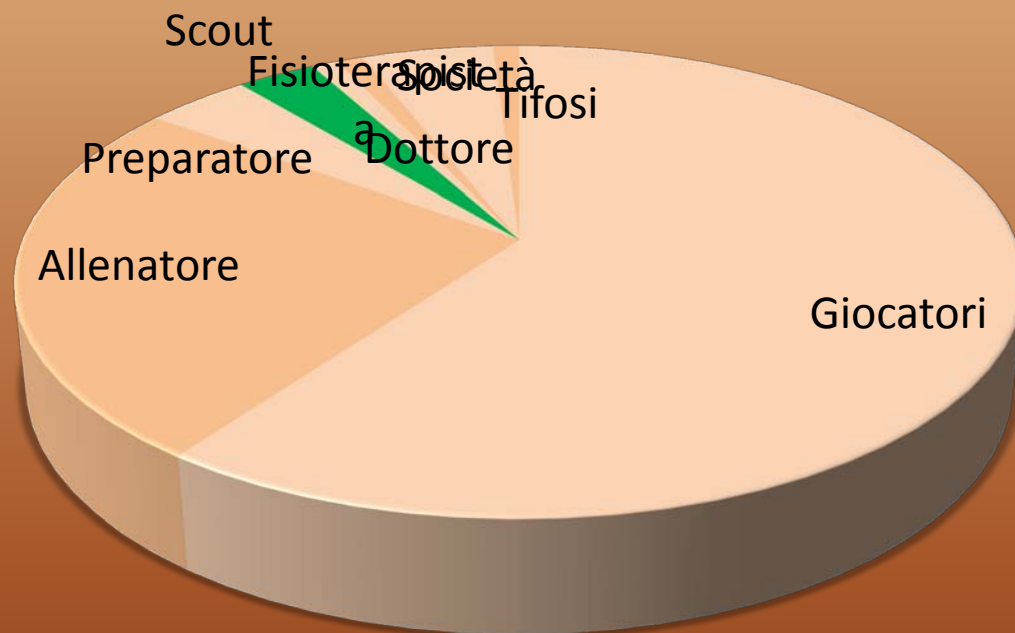
ITALY **1**
BRAZIL **3**

Set	Durata	Punteggi parziali			Finali
1	0.31	8- 6	15-16	20-21	28-30
2	0.22	8- 3	16-10	21-14	25-16
3	0.26	8- 7	14-16	16-21	19-25
4	0.28	3- 8	8-16	13-21	20-25
1.47					92-96



IMPORTANZA DELLO SCOUT

PRESTAZIONE SPORTIVA



L'ATTREZZATURA in nazionale juniores



I software in nazionale juniores



CATEGORIA JUNIORES (U20-U19)



Categoria Juniores

U20 Mondiale 2015

- 1 REP.DOMINICANA
- 2 BRASIL
- 3 ITALY
- 4 JAPAN
- 5 SERBIA
- 6 PERU
- 7 RUSSIA
- 8 BULGARIA
- 9 CHINA
- 10 TURKEY
- 11 CHIENESE TAIPEI
- 12 CZECH REPUBLIC

U19 Europeo 2016

- 1 RUSSIA
- 2 SERBIA
- 3 TURKEY
- 4 BELGIUM
- 5 ITALY
- 6 SLOVAKIA
- 7 GERMANY
- 8 BULGARIA
- 9 FRANCE
- 10 HUNGARY
- 11 BELARUS
- 12 CROATIA

Mondiale U20 in Mexico 2017



Mondiale U20 in Mexico 2017

FASE A GIRONI

Pool A	Pool B	Pool C	Pool D
MEX	DOM	BRA	JPN
RUS	PER	SRB	ITA
EGY	CHN	CUB	TUR
BUL	POL	USA	ARG

Mondiale U20 in Mexico 2017

FASE A GIRONI

	Pool A	Pool B	Pool C	Pool D
DAY 1	MEX-BUL RUS-EGY	DOM-POL PER-CHN	BRA-USA SRB-CUB	JPN-ARG ITA-TUR
DAY 2	EGY-BUL MEX-RUS	CHN-POL DOM-PER	CUB-USA BRA-SRB	TUR-ARG JPN-ITA
DAY 3	RUS-BUL MEX-EGY	PER-POL DOM-CHN	SRB-USA BRA-CUB	ITA-ARG JPN-TUR
DAY 4	Rest day			

Mondiale U20 in Mexico 2017

Pool WIN - LOSE

Pool E win	Pool F wn	Pool G lose	Pool H lose
1 A	1 B	3 A	3 B
2 B	2 A	4 B	4 A
1 C	1 D	3 C	3 D
2 D	2 C	4 D	4 C

Mondiale U20 in Mexico 2017

Semifinali

Semifinale 1	Semifinale 2
1 F – 2 E	1 E – 2 F

Modello prestativo Juniores



RICEZIONE

U20	#	+	/	=		=	/	+	#	U19
DOM	17%	16%	34%	7%		9%	31%	16%	21%	RUS
BRA	25%	18%	25%	8%		11%	26%	20%	25%	SRB
ITA	20%	23%	26%	7%		13%	10%	18%	19%	TUR
JPN	28%	16%	27%	7%		14%	33%	13%	13%	BEL
SRB	25%	21%	23%	8%		10%	29%	16%	20%	ITA
PER	21%	21%	7%	7%		14%	31%	16%	15%	SVK
RUS	20%	15%	28%	10%		9%	32%	18%	17%	GER
BUL	24%	13%	27%	9%		14%	28%	16%	14%	BUL
CHN	25%	25%	22%	10%		17%	37%	12%	9%	FRA
TUR	47%	11%	18%	11%		12%	28%	21%	13%	HUN
TAI	32%	17%	22%	9%		11%	28%	22%	16%	BLR
CZE	41%	14%	26%	6%		18%	35%	10%	13%	CRO

BATTUTA

U20	#	/	+	=		=	+	/	#	U19
DOM	4%	50%	17%	8%		10%	26%	34%	9%	RUS
BRA	7%	31%	28%	10%		11%	30%	30%	9%	SRB
ITA	8%	38%	24%	10%		12%	31%	23%	14%	TUR
JPN	8%	33%	30%	9%		10%	30%	27%	13%	BEL
SRB	9%	22%	24%	16%		8%	22%	37%	10%	ITA
PER	6%	37%	18%	9%		14%	29%	25%	12%	SVK
RUS	12%	33%	24%	8%		13%	19%	36%	10%	GER
BUL	7%	38%	27%	11%		18%	25%	24%	11%	BUL
CHN	9%	26%	21%	8%		17%	26%	21%	11%	FRA
TUR	8%	20%	29%	15%		12%	25%	33%	11%	HUN
TAI	6%	31%	28%	13%		11%	29%	30%	9%	BLR
CZE	12%	24%	19%	12%		11%	31%	25%	14%	CRO

ATTACCO

U20	#	+	/	=		=	/	+	#	U19
DOM	44%	24%	18%	5%		7%	31%	10%	39%	RUS
BRA	42%	22%	22%	7%		10%	27%	10%	42%	SRB
ITA	42%	12%	31%	11%		10%	25%	16%	43%	TUR
JPN	38%	21%	19%	10%		12%	29%	19%	33%	BEL
SRB	39%	18%	26%	10%		7%	31%	9%	37%	ITA
PER	37%	29%	14%	7%		10%	29%	12%	36%	SVK
RUS	39%	18%	26%	7%		10%	29%	8%	39%	GER
BUL	36%	25%	17%	7%		12%	26%	16%	34%	BUL
CHN	36%	27%	22%	7%		10%	32%	20%	29%	FRA
TUR	32%	21%	26%	11%		11%	31%	8%	36%	HUN
TAI	33%	8%	43%	9%		10%	29%	6%	40%	BLR
CZE	29%	22%	20%	17%		12%	31%	14%	32%	CRO

ATTACCO su rice

U20	#	+	/	=		=	/	+	#	U19
DOM	44%	24%	20%	5%		5%	29%	10%	39%	RUS
BRA	49%	23%	16%	4%		10%	25%	11%	42%	SRB
ITA	47%	12%	27%	10%		8%	27%	16%	43%	TUR
JPN	40%	20%	18%	12%		13%	29%	20%	31%	BEL
SRB	43%	15%	26%	8%		10%	33%	6%	37%	ITA
PER	39%	29%	12%	7%		11%	26%	11%	37%	SVK
RUS	40%	20%	23%	7%		11%	27%	9%	39%	GER
BUL	35%	25%	16%	8%		11%	28%	15%	34%	BUL
CHN	37%	28%	20%	6%		9%	27%	23%	31%	FRA
TUR	30%	21%	24%	14%		11%	28%	8%	36%	HUN
TAI	32%	6%	43%	14%		11%	25%	6%	39%	BLR
CZE	29%	23%	20%	13%		11%	32%	13%	31%	CRO

ATTACCO contrattacco

U20	#	+	/	=		=	/	+	#	U19
DOM	43%	24%	16%	6%		8%	32%	9%	39%	RUS
BRA	36%	20%	28%	9%		10%	30%	9%	41%	SRB
ITA	37%	11%	35%	12%		11%	24%	16%	43%	TUR
JPN	35%	22%	20%	8%		11%	28%	19%	36%	BEL
SRB	36%	21%	26%	11%		5%	30%	11%	37%	ITA
PER	35%	29%	16%	7%		10%	32%	14%	35%	SVK
RUS	37%	17%	29%	8%		9%	31%	8%	38%	GER
BUL	37%	26%	19%	7%		14%	25%	18%	33%	BUL
CHN	35%	27%	24%	8%		11%	37%	17%	26%	FRA
TUR	35%	21%	27%	8%		10%	35%	7%	36%	HUN
TAI	35%	12%	42%	4%		9%	34%	5%	40%	BLR
CZE	29%	21%	20%	22%		12%	31%	15%	33%	CRO



Tommaso Barbato
info@tommasobarbato.it