



# **CEV EuroVolley 2019 – Men**

## **DRAWING OF LOTS GUIDELINE**

## TEAMS FOR DRAWING OF LOTS

24 Participants	Team	Ranking 04/09/2017	Qualified through
4 Organisers	FRANCE		Organiser Pool A
	BELGIUM		Organiser Pool B
	SLOVENIA		Organiser Pool C
	THE NETHERLANDS		Organiser Pool D
8 teams directly qualified from the 2017 ECH final standing	RUSSIA	1	2017 ECH 1 <sup>st</sup>
	GERMANY	8	2017 ECH 2 <sup>nd</sup>
	SERBIA	3	2017 ECH 3 <sup>rd</sup>
	ITALY	5	2017 ECH 5 <sup>th</sup>
	BULGARIA	6	2017 ECH 6 <sup>th</sup>
	CZECH REPUBLIC	11	2017 ECH 7 <sup>th</sup>
	POLAND	4	2017 ECH 10 <sup>th</sup>
	TURKEY	15	2017 ECH 11 <sup>th</sup>
12 teams qualified from the Qualifiers (7 pool winners)	ROMANIA	27	1st Pool A
	ESTONIA	13	1st Pool B
	SLOVAKIA	13	1st Pool C
	PORTUGAL	16	1st Pool D
	BELARUS	22	1st Pool E
	UKRAINE	18	1st Pool F
	GREECE	19	1st Pool G
(5 second-placed teams with the best results across the 7 qualifier pools - after making the pools comparable)	FINLAND	10	2nd Pool A
	MONTENEGRO	24	2nd Pool C
	AUSTRIA	29	2nd Pool D
	SPAIN	17	2nd Pool E
	F.Y.R. OF MACEDONIA	21	2nd Pool F

## GENERAL PRINCIPLES

The qualified teams, except for the four host countries, i.e. 20 teams in total, will be divided into five cups of four teams according to the CEV European Ranking as of 04/09/2017, Annex I to this guideline (see Official Communication no. 1). In case two or more teams share the same position in the ranking, their seeding will be done according to their respective final standing in the last edition of the European Championship.

The four organisers will be head of the pools that they are hosting.

As per decision of the CEV Board of Administration, the competition system of each CEV competition is communicated through the Official Communications (see Official Communication no. 5).

## COMPETITION FORMAT

The allocation of teams for the CEV EuroVolley 2019 Men is as follows:

### POOLS

The drawing of lots is combined with a seeding of National Federations and performed as follows:

- The 4 Organisers are head of the pools that they are hosting.
- The gold and silver medal winners, i.e. Russia and Germany, from the 2017 European Championship cannot be drawn in the same pool.
- According to the CEV National Team ranking list (04/09/2017), National Federations are seeded by descending order in 5 cups.
- From each cup one National Federation is then drawn into each pool. A team will be drawn first and after that, a draw will follow to determine into which pool it goes.

### 1/8 FINALS

The 1/8 Finals are composed and organised as follows :

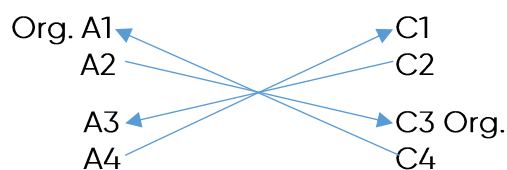
- The best four classified teams from Pool A and C play against each other. Same for Pool B and D, as follows:



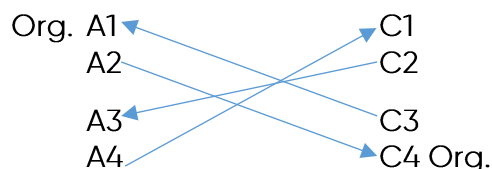
Exceptions:

- If qualified, the organiser(s) will play at home,
- 1) Therefore, in case a host country is not among the two best teams of its pool, either the 1<sup>st</sup> or 2<sup>nd</sup> ranked team of the opposite pool shall travel to the opposite venue (home country of organiser).

Example :

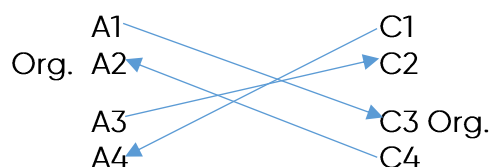


- 2) In case two host countries are positioned after the Pools 1<sup>st</sup> and 4<sup>th</sup>, so that they should meet up in the 1/8 Finals, this pair of organisers must be split. Using Pools A and C as an example this is done by changing the two linked pairs to be as follows :



- 3) In case two host countries are positioned after the Pools 2<sup>nd</sup> and 3<sup>rd</sup>, so that they should meet up in the 1/8 Finals, this pair of organisers must be split. This will be done ensuring that the first placed teams from each pool are kept in separate arms of the draw.

Using Pools A and C as an example this is done as follows :



## 1/4 FINALS

The 1/4 Finals will be played in each host country between the two winners of the 1/8 Finals that were played in the same country.

## SEMI-FINALS and FINALS

One semi-final will take place in Ljubljana (SLO) and one in Paris (FRA). The 1/4 Final match winner from Belgium will travel to France and 1/4 Final match winner from The Netherlands will travel to Slovenia and for semi-finals.

The semi-final losers will continue to the Bronze Medal match and winners will continue to the Gold Medal match for the title of the European Champion. Those medal matches will both be played in Paris (FRA).

## DRAWING OF LOTS PROCEDURE

The allocation of teams for CEV EuroVolley 2019 – Men is as follows:

- A. FRANCE, BELGIUM, SLOVENIA and The NETHERLANDS as the Host Countries, will be allocated in different Pools:
- Pool A – FRANCE with matches taking place in Montpellier
  - Pool B – BELGIUM with matches taking place in Brussels and Antwerp
  - Pool C – SLOVENIA with matches taking place in Ljubljana
  - Pool D – THE NETHERLANDS with matches taking place in Rotterdam and Amsterdam
- B. The remaining qualified teams (20 teams) will be allocated in 5 (five) Cups according to the CEV ranking of the 04/09/2017:
- Cup 1:
    - RUSSIA
    - SERBIA
    - POLAND
    - ITALY
  - Cup 2:
    - BULGARIA
    - GERMANY
    - CZECH REPUBLIC
    - TURKEY
  - Cup 3:
    - FINLAND
    - ESTONIA
    - SLOVAKIA
    - Portugal
  - Cup 4:
    - SPAIN
    - UKRAINE
    - GREECE
    - F.Y.R. OF MACEDONIA
  - Cup 5:
    - BELARUS
    - MONTENEGRO
    - ROMANIA
    - AUSTRIA



- C. After allocating the four host countries to their respective pools, the first teams to be drawn are those from Cup 1. After drawing a team from the cup, another draw will follow to determine to which pool this same team goes in (A, B, C or D).
- D. Teams are drawn from Cup 2 as per the same procedure.
  - \* Knowing that Russia and Germany are not to be in the same pool, should this happen, another ball will be drawn (e.g. A, B, C, D) to place them into a different pool. In case Germany are one of the last two teams to be drawn from Cup 2 and the pool with Russia is still vacant, Germany will be placed in the pool without Russia and the last remaining team will be placed into the final spot.
- E. Teams are drawn from Cup 3 as per the same procedure.
- F. Teams are drawn from Cup 4 as per the same procedure.
- G. Teams are drawn from Cup 5 as per the same procedure.
- H. Reviewing the DOL results and pool composition.

## ANNEX I

### CEV European Ranking List – Men (as per 04.09.2017)

Pos.	Team	Total	Movement	Change	2017 CEV ECH M	2015 CEV ECH M	2017 CEV EL M	2014 FIVB WCH M	2017 FIVB WL
1	RUS	280	↑	+1	100	90		44	46
1	FRA	280	-	0	84	100		46	50
3	SRB	274	-	0	96	88		42	48
4	POL	266	↑	+1	82	92		50	42
5	ITA	264	↓	-1	92	96		38	38
6	BUL	262	-	0	90	94		38	40
7	BEL	254	-	0	94	82		34	44
8	GER	250	-	0	98	86		48	18
8	SLO	250	↑	+1	86	98		30	36
10	FIN	226	-	0	78	78		42	28
11	CZE	222	↑	+2	88	76		28	30
11	NED	222	-	0	74	84		30	34
13	EST	206	↑	+1	76	80		28	22
13	SVK	206	↓	-1	72	74		28	32
15	TUR	194	↓	-1	80	60		30	24
16	POR	188	-	0	66	68		28	26
17	ESP	184	↑	+1	70	66		28	20
18	UKR	178	↓	-1	58	58	32	30	
19	GRE	168	↑	+3	68	62		26	12
19	SWE	168	↑	+5	62	64	24	18	
21	MKD	162	-	0	56	52	28	26	
22	BLR	150	↓	-4	54	70		26	
23	CRO	146	↓	-3	48	72		26	
24	MNE	142	↑	+1	60	56		12	14
25	LAT	124	↑	+1	64	48		12	
26	DEN	122	↓	-4	46	46	20	10	
27	ROU	120	↑	+1	50	50		20	
28	ISR	114	↑	+1	52	38	8	16	
29	MDA	110	↑	+5	44	54		12	
29	AUT	110	↓	-2	42	40		12	16

\* Showing down to the lowest ranked participating team.