



FIVB[™]

ROAD TO PARIS
VOLLEYBALL
QUALIFIER

Daily Bulletin # 5

04/10/2023

POOL A - Rio de Janeiro, BRA

TEAM RANKING
Pool A

| Rk | Code | Team | Matches | | | Pts | Results details | | | | | | Sets | | | Points | | |
|----|------|---------|---------|---|---|-----|-----------------|-----|-----|-----|-----|-----|------|----|--------------|--------|-----|--------------|
| | | | W | L | T | | 3-0 | 3-1 | 3-2 | 2-3 | 1-3 | 0-3 | W | L | Ratio | W | L | Ratio |
| 1 | GER | Germany | 4 | 0 | 4 | 12 | 0 | 4 | 0 | 0 | 0 | 0 | 12 | 4 | 3.000 | 386 | 341 | 1.131 |
| 2 | CUB | Cuba | 3 | 1 | 4 | 9 | 3 | 0 | 0 | 0 | 1 | 0 | 10 | 3 | 3.333 | 302 | 273 | 1.106 |
| 3 | ITA | Italy | 3 | 1 | 4 | 9 | 2 | 1 | 0 | 0 | 1 | 0 | 10 | 4 | 2.500 | 341 | 292 | 1.167 |
| 4 | BRA | Brazil | 3 | 1 | 4 | 7 | 1 | 0 | 2 | 0 | 1 | 0 | 10 | 7 | 1.428 | 396 | 370 | 1.070 |
| 5 | CZE | Czechia | 1 | 3 | 4 | 4 | 0 | 1 | 0 | 1 | 1 | 1 | 6 | 10 | 0.600 | 347 | 368 | 0.942 |
| 6 | UKR | Ukraine | 1 | 3 | 4 | 4 | 1 | 0 | 0 | 1 | 0 | 2 | 5 | 9 | 0.555 | 295 | 330 | 0.893 |
| 7 | IRI | Iran | 1 | 3 | 4 | 3 | 0 | 1 | 0 | 0 | 2 | 1 | 5 | 10 | 0.500 | 324 | 356 | 0.910 |
| 8 | QAT | Qatar | 0 | 4 | 4 | 0 | 0 | 0 | 0 | 0 | 1 | 3 | 1 | 12 | 0.083 | 263 | 324 | 0.811 |

FIVB Road to Paris Volleyball Qualifier Men Pool A
P-2 Match result

Pool A

Match: 13 **Date:** 04/10/2023 **Spectators:** 672
City: Rio de Janeiro
Hall: Maracanãzinho
Match duration: **Start:** 10:00 **End:** 12:07 **Total:** 2:07

| Teams | Sets | 1 | 2 | 3 | 4 | 5 | Total |
|------------------|----------|------|------|------|------|---|-------|
| IRI | 1 | 17 | 22 | 25 | 20 | | 84 |
| CZE | 3 | 25 | 25 | 21 | 25 | | 96 |
| Duration: | | 0:23 | 0:27 | 0:31 | 0:30 | | 1:51 |

Referees: 1st: Nicholas Heckford (ENG) 2nd: David Fernandez Fuentes (ESP)
 Challenge: Ronald Stahl Jr. (USA)

| IRI - Iran | | | | | | | | | | CZE - Czechia | | | | | | | | | | | | | | | | | |
|-------------------------------------|------------|------|---------|----|---|---|---|---------------|---|-----------------------------|----|----|-------------|-------------|---------|------|---------|----|---|---|---|---------------|----|---|----|--|----|
| No | Name | Pos. | Line-up | | | | | Points by set | | | | | T. | No | Name | Pos. | Line-up | | | | | Points by set | | | | | T. |
| | | | 1 | 2 | 3 | 4 | 5 | 1 | 2 | 3 | 4 | 5 | | | | | 1 | 2 | 3 | 4 | 5 | | | | | | |
| 1 | Jelveh | MB | | | | | | | | | | | | 2 | Hadrava | OP | 3 | 4 | 3 | 3 | 6 | 7 | 2 | 7 | 22 | | |
| 6 | Seyed (C) | MB | 5 | 5 | 5 | 5 | 2 | 4 | 1 | 3 | 10 | | 3 | Pfeffer (L) | L | | | | | | | | | | | | |
| 8 | Hazrat (L) | L | | | | | | | | | | 5 | Zajicek (C) | MB | 5 | 6 | 5 | 5 | 4 | | 1 | | 5 | | | | |
| 10 | Amin | OP | 18 | | | | 2 | | | | 2 | 6 | Monik (L) | L | L | L | L | L | | | | | | | | | |
| 11 | Kazemi | OP | 3 | 3 | 3 | 3 | 1 | 6 | 9 | 3 | 19 | 8 | Trojanowicz | MB | | | | | | | | | | | | | |
| 12 | Esfandiar | OH | 4 | 20 | 4 | 1 | 3 | 1 | 5 | 3 | 12 | 10 | Svoboda | OH | 20 | | | | | | | | | | | | |
| 14 | Javad | S | 11 | | | | | | | | | 11 | Vasina | OH | 4 | 5 | 4 | 4 | 6 | 8 | 6 | 6 | 26 | | | | |
| 17 | Salehi | OH | | | | | | | | | | 12 | Licek | OH | | | | 18 | | | | | | | | | |
| 18 | Vadi | S | 6 | 6 | 6 | 6 | | | | | | 13 | Galabov | OH | 1 | 2 | 1 | 1 | 5 | 3 | 3 | 3 | 14 | | | | |
| 19 | Poriya | OH | | | | | | | | | | 16 | Srb | S | | | 2 | | | | | | | | | | |
| 20 | Shahrooz | OH | 1 | 1 | | | 1 | | | | 1 | 17 | Sotola | OP | 18 | 18 | | | | | 1 | | 1 | | | | |
| 21 | Arman (L) | L | L | L | L | L | | | | | | 18 | Janouch | S | 6 | 1 | 6 | 6 | 1 | | 1 | | 2 | | | | |
| 27 | Mohammad | MB | 2 | 2 | 2 | 2 | 1 | 2 | 2 | 1 | 6 | 20 | Spulak | MB | 2 | 3 | 2 | 2 | | 1 | 3 | | 4 | | | | |
| 30 | Nasri | OH | 12 | 4 | 1 | 4 | 1 | 2 | 3 | 4 | 10 | 25 | Polak | MB | | | | | | | | | | | | | |
| Coach: Behrouz Ataei Nouri | | | | | | | | | | Coach: Jiri Novak | | | | | | | | | | | | | | | | | |
| Assistant: Tolookian Alireza | | | | | | | | | | Assistant: Stokr Jan | | | | | | | | | | | | | | | | | |

TEAMS AND PLAYERS PERFORMANCES

| Won Points | Total Atts | No | Name | Scoring Skills | Won Points | Total Atts | No | Name |
|------------|------------|-------------------|-----------|---------------------|--------------|------------|-------------------|-------------------|
| 46 | 99 | Total Team | | Attack | 49 | 110 | Total Team | |
| 16 | 33 | 11 | Kazemi | | 18 | 33 | 11 | Vasina |
| 9 | 15 | 30 | Nasri | | 13 | 30 | 2 | Hadrava |
| 7 | 19 | 12 | Esfandiar | 13 | 30 | 13 | Galabov | |
| 9 | 63 | Total Team | | Block | 12 | 46 | Total Team | |
| 3 | 19 | 6 | Seyed | | 4 | 9 | 2 | Hadrava |
| 3 | 6 | 12 | Esfandiar | | 4 | 11 | 5 | Zajicek |
| 1 | 7 | 11 | Kazemi | 2 | 5 | 11 | Vasina | |
| 5 | 85 | Total Team | | Serve | 13 | 96 | Total Team | |
| 2 | 16 | 11 | Kazemi | | 6 | 23 | 11 | Vasina |
| 2 | 16 | 12 | Esfandiar | | 5 | 20 | 2 | Hadrava |
| 1 | 10 | 6 | Seyed | 1 | 14 | 13 | Galabov | |
| 24 | | Total Team | | Opp. error | 22 | | Total Team | |
| 84 | 247 | Total Team | | | Total | 96 | 252 | Total Team |
| 19 | 56 | 11 | Kazemi | Best scorers | 26 | 61 | 11 | Vasina |
| 12 | 41 | 12 | Esfandiar | | 22 | 59 | 2 | Hadrava |
| 10 | 43 | 6 | Seyed | | 14 | 47 | 13 | Galabov |

■ Starting line-up with position Atts = Attempts (C) = Captain MB = Middle blocker S = Setter
 □ Substitute with shirt number Opp. = Opponent (L) / L = Libero OP = Opposite OH = Outside Hitter

FIVB Road to Paris Volleyball Qualifier Men Pool A
P-2 Match result

Pool A

Match: 14 **Date:** 04/10/2023 **Spectators:** 1,459
City: Rio de Janeiro
Hall: Maracanãzinho
Match duration: **Start:** 13:30 **End:** 15:32 **Total:** 2:02

| Teams | Sets | 1 | 2 | 3 | 4 | 5 | Total |
|------------------|----------|------|------|------|------|---|-------|
| ITA | 1 | 24 | 25 | 20 | 23 | | 92 |
| GER | 3 | 26 | 18 | 25 | 25 | | 94 |
| Duration: | | 0:28 | 0:24 | 0:29 | 0:28 | | 1:49 |



Referees: 1st: Wojciech Maroszek (POL) 2nd: Walter Hugo Vera Mechan (PER)
 Challenge: Ronald Stahl Jr. (USA)

| ITA - Italy | | | | | | | | | | GER - Germany | | | | | | | | | | | | | | | | | | | |
|------------------------------------|---------------|------|---------|---|---|----|---|---------------|---|---------------|----|----|---------------------------------|------------|------|------|---------|----|---|---|---|---------------|----|--|--|--|----|----|--|
| No | Name | Pos. | Line-up | | | | | Points by set | | | | | T. | No | Name | Pos. | Line-up | | | | | Points by set | | | | | T. | | |
| | | | 1 | 2 | 3 | 4 | 5 | 1 | 2 | 3 | 4 | 5 | | | | | 1 | 2 | 3 | 4 | 5 | | | | | | | | |
| 5 | Michieletto | OH | 1 | 1 | 1 | 1 | 1 | 2 | 5 | 2 | 5 | 14 | 1 | Fromm (L) | OH | | | | | | | | | | | | | | |
| 6 | Giannelli (C) | S | 6 | 6 | 6 | 6 | 6 | 1 | | | | 1 | 2 | Tille | S | 2 | 6 | 2 | 1 | | | | | | | | | 1 | |
| 7 | Balaso (L) | L | L | L | L | L | | | | | | | 3 | Kaliberda | OH | | | | | | | | | | | | | | |
| 8 | Sbertoli | S | 14 | | | 16 | | | | | 1 | 1 | 5 | Reichert | OH | 6 | 4 | 6 | 5 | 2 | 3 | 1 | 6 | | | | | 12 | |
| 10 | Scanferla (L) | L | | | | | | | | | | | 9 | Grozer (C) | OP | 5 | 3 | 5 | 4 | 7 | 5 | 9 | 10 | | | | | 31 | |
| 12 | Bottolo | OH | | | | 14 | | | | | | | 10 | Zenger (L) | L | L | L | L | L | | | | | | | | | | |
| 13 | Cortesia | MB | | | | | | | | | | | 12 | Brehme | MB | 4 | 2 | 4 | 3 | 4 | 3 | 2 | 3 | | | | | 12 | |
| 14 | Galassi | MB | 5 | 5 | 5 | 5 | 3 | 1 | 2 | 4 | 10 | 13 | Schott | OH | 3 | 1 | 3 | 2 | 4 | 2 | 1 | | | | | | | 7 | |
| 15 | Lavia | OH | 4 | 4 | 4 | 4 | 2 | 4 | 2 | 4 | 12 | 14 | Karlitzek | OH | | | | | | | | | | | | | | | |
| 16 | Romanò | OP | 3 | 3 | 3 | 3 | 3 | 5 | 7 | 1 | 16 | 17 | Zimmermann | S | 12 | 9 | 12 | 12 | | | | | | | | | | | |
| 20 | Rinaldi | OH | | | 5 | 15 | | | | | | | 18 | Krage | MB | | | | | | | | | | | | | | |
| 23 | Bovolenta | OP | | | | 6 | | | | 2 | 2 | 19 | Röhrs | OH | 13 | 2 | | | | | | | | | | | | | |
| 28 | Sanguinetti | MB | 2 | 2 | 2 | 2 | 3 | 2 | 1 | 1 | 7 | 21 | Krick | MB | 1 | 5 | 1 | 6 | 1 | 2 | 2 | 1 | | | | | | 6 | |
| 30 | Mosca | MB | | | | | | | | | | 25 | Maase | MB | | | | | | | | | | | | | | | |
| Coach: Ferdinando De Giorgi | | | | | | | | | | | | | Coach: Michał Winiarski | | | | | | | | | | | | | | | | |
| Assistant: Caponeri Massimo | | | | | | | | | | | | | Assistant: Ranner Thomas | | | | | | | | | | | | | | | | |

TEAMS AND PLAYERS PERFORMANCES

| Won Points | Total Atts | No | Name | Scoring Skills | Won Points | Total Atts | No | Name |
|------------|------------|-------------------|-------------|---------------------|--------------|------------|-------------------|-------------------|
| 49 | 106 | Total Team | | Attack | 54 | 110 | Total Team | |
| 13 | 26 | 5 | Michieletto | | 27 | 43 | 9 | Grozer |
| 13 | 27 | 16 | Romanò | | 10 | 13 | 12 | Brehme |
| 12 | 29 | 15 | Lavia | | 9 | 27 | 5 | Reichert |
| 9 | 50 | Total Team | | Block | 13 | 50 | Total Team | |
| 5 | 13 | 14 | Galassi | | 3 | 6 | 9 | Grozer |
| 3 | 14 | 28 | Sanguinetti | | 3 | 9 | 21 | Krick |
| 1 | 2 | 23 | Bovolenta | | 2 | 8 | 5 | Reichert |
| 5 | 93 | Total Team | | Serve | 2 | 93 | Total Team | |
| 3 | 16 | 16 | Romanò | | 1 | 14 | 5 | Reichert |
| 1 | 12 | 5 | Michieletto | | 1 | 18 | 9 | Grozer |
| 1 | 7 | 8 | Sbertoli | | 0 | 0 | 1 | Fromm |
| 29 | | Total Team | | Opp. error | 25 | | Total Team | |
| 92 | 249 | Total Team | | | Total | 94 | 253 | Total Team |
| 16 | 48 | 16 | Romanò | Best scorers | 31 | 67 | 9 | Grozer |
| 14 | 42 | 5 | Michieletto | | 12 | 49 | 5 | Reichert |
| 12 | 51 | 15 | Lavia | | 12 | 38 | 12 | Brehme |

■ Starting line-up with position Atts = Attempts (C) = Captain MB = Middle blocker S = Setter
 □ Substitute with shirt number Opp. = Opponent (L) / L = Libero OP = Opposite OH = Outside Hitter

| | | | |
|---|--|--|---|
|  | FIVB Road to Paris Volleyball Qualifier Men Pool A | |  |
| | P-2 Match result Pool A | | |

| | | | | | | | | | | |
|--|-------------------------|--------------------------|------------------|-------------|----------|----------|----------|----------|----------|--------------|
| Match: 15 | Date: 04/10/2023 | Spectators: 2,099 | Teams | Sets | 1 | 2 | 3 | 4 | 5 | Total |
| City: Rio de Janeiro | | | CUB | 3 | 25 | 25 | 25 | | | 75 |
| Hall: Maracanãzinho | | | QAT | 0 | 21 | 21 | 16 | | | 58 |
| Match duration: Start: 17:00 End: 18:20 Total: 1:20 | | | Duration: | | 0:23 | 0:26 | 0:22 | | | 1:11 |

Referees: 1st: Charles Andrew Robb (CAN) 2nd: Shin Muranaka (JPN)
Challenge: Michail Themelis (GRE)

| CUB - Cuba | | | | | | | | | | QAT - Qatar | | | | | | | | | | | | | | | | | | |
|--|---------------|------|---------|----|----|---|---|---------------|---|-------------|---|---|---------------------------------------|----|---------------|------|---------|---|----|---|---|---------------|---|---|---|---|----|----|
| No | Name | Pos. | Line-up | | | | | Points by set | | | | | T. | No | Name | Pos. | Line-up | | | | | Points by set | | | | | T. | |
| | | | 1 | 2 | 3 | 4 | 5 | 1 | 2 | 3 | 4 | 5 | | | | | 1 | 2 | 3 | 4 | 5 | 1 | 2 | 3 | 4 | 5 | | |
| 1 | Masso | MB | | | 5 | | | | | 5 | | 5 | | 2 | Pape | MB | 2 | 2 | 2 | | | | 2 | 2 | | | | 4 |
| 2 | Mergarejo (C) | OH | 17 | | 4 | | | | | | 4 | | 10 | 4 | Renan | OH | 4 | 4 | 4 | | | | 4 | 6 | | | | 10 |
| 5 | Concepcion | MB | 5 | 6 | | | | | | 5 | 4 | | 9 | 6 | Bobby | S | 6 | 6 | 6 | | | | 2 | | 1 | | | 3 |
| 6 | Thondike | S | 6 | 1 | | | | | | | 1 | | 1 | 7 | Belal | MB | 5 | 5 | | | | | 2 | 2 | | | | 4 |
| 7 | Garcia (L) | L | L | L | L | | | | | | | | | 8 | Waleed | OH | | | 4 | | | | | | 1 | | | 1 |
| 10 | Gutierrez | OP | | 6 | 12 | | | | | | 2 | | 2 | 9 | Milos | S | | | 12 | | | | | | | | | |
| 11 | Taboada | S | | 12 | 6 | | | | | | 3 | | 3 | 10 | Osman | MB | 6 | | 5 | | | | | | | 3 | | 3 |
| 12 | Herrera | OP | 3 | 4 | 3 | | | | | 4 | 3 | | 7 | 11 | Nikola | OH | 1 | 1 | 1 | | | | 2 | 3 | | | | 5 |
| 17 | Alonso | MB | 2 | 3 | 2 | | | | | 2 | 4 | | 6 | 12 | Mubarak (C) | OP | 3 | 3 | | | | | 4 | 2 | | | | 6 |
| 18 | Lopez | OH | 4 | 5 | | | | | | 6 | 6 | | 12 | 13 | Raimi | OH | | 6 | 3 | | | | | | 1 | 4 | | 5 |
| 22 | Suarez | OH | | 18 | 23 | | | | | | 2 | | 2 | 17 | A. Jamal (L) | L | | | | | | | | | | | | |
| 23 | Yant | OH | 1 | 2 | 1 | | | | | | 6 | | 6 | 18 | A. Abdelwahab | MB | | | 6 | | | | | | | | | |
| 24 | Gorguet (L) | L | L | L | L | | | | | | | | | 19 | Naji (L) | L | L | L | L | | | | | | | | | |
| 33 | Wilson | MB | | | 17 | | | | | | 1 | | 1 | 24 | A. Bakry | OP | | | 13 | | | | | | 1 | | | 1 |
| Coach: Jesus Angel Cruz Lopez | | | | | | | | | | | | | Coach: Camilo Andres Soto | | | | | | | | | | | | | | | |
| Assistant: Izquierdo Perez Mario Raul | | | | | | | | | | | | | Assistant: Rolandelli Valentin | | | | | | | | | | | | | | | |

TEAMS AND PLAYERS PERFORMANCES

| Won Points | Total Atts | No Name | Scoring Skills | Won Points | Total Atts | No Name |
|------------|------------|-------------------|---------------------|--------------|------------|-------------------|
| 43 | 76 | Total Team | Attack | 34 | 73 | Total Team |
| 9 | 13 | 18 Lopez | | 8 | 15 | 4 Renan |
| 6 | 14 | 12 Herrera | | 6 | 12 | 12 Mubarak |
| 6 | 13 | 23 Yant | | 5 | 14 | 11 Nikola |
| 8 | 35 | Total Team | Block | 8 | 34 | Total Team |
| 3 | 5 | 5 Concepcion | | 2 | 8 | 2 Pape |
| 2 | 4 | 1 Masso | | 2 | 5 | 4 Renan |
| 2 | 3 | 18 Lopez | | 2 | 7 | 6 Bobby |
| 7 | 74 | Total Team | Serve | 0 | 59 | Total Team |
| 2 | 9 | 5 Concepcion | | 0 | 13 | 2 Pape |
| 1 | 6 | 11 Taboada | | 0 | 9 | 4 Renan |
| 1 | 12 | 12 Herrera | | 0 | 6 | 6 Bobby |
| 17 | | Total Team | Opp. error | 16 | | Total Team |
| 75 | 185 | Total Team | | Total | 58 | 166 |
| 12 | 24 | 18 Lopez | Best scorers | 10 | 29 | 4 Renan |
| 9 | 22 | 5 Concepcion | | 6 | 20 | 12 Mubarak |
| 7 | 29 | 12 Herrera | | 5 | 27 | 11 Nikola |

■ Starting line-up with position Atts = Attempts (C) = Captain MB = Middle blocker S = Setter
 □ Substitute with shirt number Opp. = Opponent (L) / L = Libero OP = Opposite OH = Outside Hitter



FIVB Road to Paris Volleyball Qualifier Men Pool A
P-2 Match result

Pool A

Match: 16 **Date:** 04/10/2023 **Spectators:** 7,872
City: Rio de Janeiro
Hall: Maracanãzinho
Match duration: **Start:** 20:30 **End:** 23:04 **Total:** 2:34

| Teams | Sets | 1 | 2 | 3 | 4 | 5 | Total |
|------------------|----------|------|------|------|------|------|-------|
| BRA | 3 | 36 | 25 | 21 | 25 | 15 | 122 |
| UKR | 2 | 38 | 20 | 25 | 18 | 11 | 112 |
| Duration: | | 0:38 | 0:26 | 0:29 | 0:25 | 0:18 | 2:16 |

Referees: 1st: Vladimir Simonovic (SUI) 2nd: Luis Gerardo Macias (MEX)
 Challenge: Michail Themelis (GRE)

| BRA - Brazil | | | | | | | | | | UKR - Ukraine | | | | | | | | | | | | | | | | | | | | | | | | | | | | | | | | | |
|--------------|-------------|------|---------|----|---|---|---|---------------|---|---------------|---|---|----|----|------|------|---------|---|---|---|---|---------------|--|--|---|---|---------|-----------------|----|----|----|----|----|----|---|---|---|---|----|----|---|---|---|
| No | Name | Pos. | Line-up | | | | | Points by set | | | | | T. | No | Name | Pos. | Line-up | | | | | Points by set | | | | | T. | | | | | | | | | | | | | | | | |
| | | | 1 | 2 | 3 | 4 | 5 | 1 | 2 | 3 | 4 | 5 | | | | | 1 | 2 | 3 | 4 | 5 | | | | | | | | | | | | | | | | | | | | | | |
| 1 | Bruno (C) | S | 3 | 2 | 3 | 2 | 3 | 1 | | | | | | | 1 | | | | | | | | | | 2 | 1 | Poluian | OH | 3 | 3 | 3 | 3 | 2 | 5 | 2 | 4 | 5 | 2 | 18 | | | | |
| 2 | L. Bergmann | OH | | | | | | | | | | | | | | | | | | | | | | | | | 3 | Mazenko | MB | | | | | | | | | | | | | | |
| 4 | Otávio | MB | 6 | | | | | | | | | | | | | | | | | | | | | | | | 5 | Plotnytskyi (C) | OH | 14 | 14 | 14 | 14 | 14 | | | | | 1 | 1 | | 1 | 3 |
| 6 | Adriano | OH | 1 | 6 | | | | | | 2 | | 1 | | | | | | | | | | | | | | | 7 | Synytsia | S | 5 | 5 | 5 | 5 | 4 | 4 | | | | 2 | 2 | 9 | | |
| 8 | Honorato | OH | 16 | 6 | 1 | 6 | 1 | | | | | 1 | 1 | 3 | | | | | | | | | | | | | 9 | Ostapenko | MB | | | | | | | | | | | | | | |
| 14 | Fernando | S | | | | 1 | | | | | | | | | | | | | | | | | | | | | 10 | Semeniuk | MB | 4 | 4 | 4 | 4 | 3 | 3 | 2 | 5 | 1 | 1 | 12 | | | |
| 15 | Maique (L) | L | | | | | | | | | | | | | | | | | | | | | | | | | 11 | Kanaiev (L) | L | | | | | | | | | | | | | | |
| 16 | Lucas | MB | 5 | 4 | 5 | 4 | 5 | 4 | | 4 | | 1 | 2 | | 3 | | | | | | | | | | | | 12 | Yevstratov | S | | | | | | | | | | | | | | |
| 17 | Thales (L) | L | L | L | L | L | L | | | | | | | | | | | | | | | | | | | | 13 | Tupchii | OP | 2 | 2 | 2 | 2 | 1 | 7 | 2 | 5 | 2 | 2 | 18 | | | |
| 18 | Lucarelli | OH | 4 | 3 | 4 | 3 | 4 | 6 | 3 | 3 | 1 | 2 | 15 | | | | | | | | | | | | | | 14 | Kovalov | OH | 6 | 6 | 6 | 6 | 5 | 8 | 6 | 3 | 3 | 20 | | | | |
| 21 | Alan | OP | 6 | 5 | | | | | | | | 8 | 8 | | | | | | | | | | | | | | 16 | Kucher | OH | 27 | 27 | 27 | 27 | | | | | | | | | | |
| 23 | Flavio | MB | 2 | 1 | 2 | 1 | 2 | 6 | 2 | 3 | 4 | 2 | 17 | | | | | | | | | | | | | | 17 | Boiko (L) | L | L | L | L | L | | | | | | | | | | |
| 28 | Darlan | OP | 1 | 21 | 6 | 5 | 6 | | | | | 6 | 5 | 7 | 5 | 23 | | | | | | | | | | | 21 | Kisiliuk | OH | | | | | | | | | | | | | | |
| 30 | Judson | MB | | | | | | | | | | | | | | | | | | | | | | | | | 27 | Shchurov | MB | 1 | 1 | 1 | 1 | 6 | 2 | | 1 | 2 | 5 | | | | |


Coach: Renan Dal Zotto
Assistant: Schwanke Carlos Eduardo

Coach: Ugis Krastins
Assistant: Lazarchuk Vladyslav

TEAMS AND PLAYERS PERFORMANCES

| Won Points | Total Atts | No Name | Scoring Skills | Won Points | Total Atts | No Name |
|------------|-------------------|-------------------|---------------------|--------------|-------------------|-------------------|
| 65 | 116 | Total Team | | 70 | 128 | Total Team |
| 20 | 32 | 28 Darlan | Attack | 18 | 25 | 1 Poluian |
| 14 | 27 | 18 Lucarelli | | 18 | 33 | 14 Kovalov |
| 9 | 10 | 23 Flavio | | 16 | 33 | 13 Tupchii |
| 12 | 65 | Total Team | Block | 11 | 47 | Total Team |
| 7 | 22 | 23 Flavio | | 4 | 12 | 7 Synytsia |
| 2 | 19 | 16 Lucas | | 3 | 10 | 10 Semeniuk |
| 1 | 5 | 1 Bruno | 2 | 8 | 13 Tupchii | |
| 6 | 121 | Total Team | Serve | 4 | 113 | Total Team |
| 3 | 19 | 28 Darlan | | 2 | 5 | 5 Plotnytskyi |
| 2 | 26 | 16 Lucas | | 1 | 26 | 7 Synytsia |
| 1 | 19 | 23 Flavio | 1 | 10 | 27 Shchurov | |
| 38 | Total Team | | Opp. error | 27 | Total Team | |
| 121 | 302 | Total Team | | Total | 112 | 288 |
| 23 | 57 | 28 Darlan | Best scorers | 20 | 51 | 14 Kovalov |
| 17 | 51 | 23 Flavio | | 18 | 50 | 1 Poluian |
| 15 | 51 | 18 Lucarelli | | 18 | 59 | 13 Tupchii |

■ Starting line-up with position Atts = Attempts (C) = Captain MB = Middle blocker S = Setter
 □ Substitute with shirt number Opp. = Opponent (L) / L = Libero OP = Opposite OH = Outside Hitter



FIVBTM

**ROAD TO PARIS
VOLLEYBALL
QUALIFIER**

