



FIVB[™]

ROAD TO PARIS
VOLLEYBALL
QUALIFIER

Daily Bulletin # 8

08/10/2023

POOL A - Rio de Janeiro, BRA

Dear Teams,

It has been an incredibly tough competition with amazing matches here in Rio during the Olympic Qualification Tournament (OQT).

Congratulations to Team Germany and Team Brazil for securing their spots at the Olympic Games in Paris 2024. Your hard work and dedication have paid off, and we look forward to seeing your performances in Paris.

We want to extend our heartfelt thanks to the Local Organizing Committee (LOC) and everyone involved in the organization of this tournament for contributing to the success of this event.

A special thanks to the players for showcasing beautiful volleyball, demonstrating character, resilience, and stamina throughout the competition.

We wish you safe travels and continued success filled with new victories and achievements.

Best regards,
FIVB Technical Delegates
Elizaveta Bracht, Mustaque Mohammed

MATCHES RESULTS
Pool A

No	Date	Teams	Set	Result per set (points)					Total Points	Duration	Spectators
				1	2	3	4	5			
1	30-Sep-2023	BRA - QAT	3-0	25-16	25-19	26-24			76-59	1:33	8075
2	30-Sep-2023	ITA - CZE	3-1	24-26	25-18	25-22	25-19		99-85	2:03	2230
3	30-Sep-2023	IRI - GER	1-3	22-25	25-22	16-25	21-25		84-97	2:04	1154
4	30-Sep-2023	CUB - UKR	3-0	25-16	25-19	25-18			75-53	1:15	
5	01-Oct-2023	BRA - CZE	3-2	22-25	25-16	25-20	21-25	16-14	109-100	2:24	9125
6	01-Oct-2023	CUB - GER	1-3	25-21	14-25	22-25	15-25		76-96	1:47	2457
7	01-Oct-2023	ITA - QAT	3-0	25-19	25-20	25-19			75-58	1:26	1693
8	01-Oct-2023	IRI - UKR	0-3	19-25	22-25	17-25			58-75	1:23	443
9	03-Oct-2023	IRI - QAT	3-1	25-23	23-25	25-17	25-23		98-88	1:54	415
10	03-Oct-2023	CUB - CZE	3-0	26-24	25-21	25-21			76-66	1:50	321
11	03-Oct-2023	ITA - UKR	3-0	25-23	25-16	25-16			75-55	1:19	3421
12	03-Oct-2023	BRA - GER	1-3	25-21	19-25	19-25	26-28		89-99	2:09	8954
13	04-Oct-2023	IRI - CZE	1-3	17-25	22-25	25-21	20-25		84-96	2:07	672
14	04-Oct-2023	ITA - GER	1-3	24-26	25-18	20-25	23-25		92-94	2:02	1459
15	04-Oct-2023	CUB - QAT	3-0	25-21	25-21	25-16			75-58	1:20	2099
16	04-Oct-2023	BRA - UKR	3-2	36-38	25-20	21-25	25-18	15-11	122-112	2:34	7872
17	06-Oct-2023	BRA - CUB	3-1	23-25	25-18	25-20	25-20		98-83	1:56	8854
18	06-Oct-2023	ITA - IRI	3-0	25-22	25-22	25-23			75-67	1:36	3175
19	06-Oct-2023	UKR - QAT	3-1	25-22	27-29	26-24	25-21		103-96	2:10	594
20	06-Oct-2023	GER - CZE	3-0	25-23	25-18	25-17			75-58	1:44	490
21	07-Oct-2023	BRA - IRI	3-0	25-19	25-20	25-23			75-62	1:31	9249
22	07-Oct-2023	ITA - CUB	1-3	22-25	25-21	25-27	27-29		99-102	2:07	4195
23	07-Oct-2023	UKR - CZE	3-1	25-19	25-15	23-25	25-20		98-79	1:52	2239
24	07-Oct-2023	GER - QAT	3-0	25-15	25-20	25-16			75-51	1:19	1125
25	08-Oct-2023	BRA - ITA	3-2	25-23	23-25	15-25	25-17	15-11	103-101	2:25	9984
26	08-Oct-2023	IRI - CUB	2-3	20-25	25-23	25-23	13-25	9-15	92-111	2:05	2342
27	08-Oct-2023	UKR - GER	0-3	17-25	12-25	14-25			43-75	1:16	227
28	08-Oct-2023	CZE - QAT	3-1	25-27	28-26	25-23	25-21		103-97	2:07	

TEAM RANKING
Pool A

Rk	Code	Team	Matches			Pts	Results details						Sets			Points		
			W	L	T		3-0	3-1	3-2	2-3	1-3	0-3	W	L	Ratio	W	L	Ratio
1	GER	Germany	7	0	7	21	3	4	0	0	0	0	21	4	5.250	611	493	1.239
2	BRA	Brazil	6	1	7	15	2	1	3	0	1	0	19	10	1.900	672	616	1.090
3	CUB	Cuba	5	2	7	14	3	1	1	0	2	0	17	9	1.888	598	562	1.064
4	ITA	Italy	4	3	7	13	3	1	0	1	2	0	16	10	1.600	616	564	1.092
5	UKR	Ukraine	3	4	7	10	1	2	0	1	0	3	11	14	0.785	539	580	0.929
6	CZE	Czechia	2	5	7	7	0	2	0	1	2	2	10	17	0.588	587	638	0.920
7	IRI	Iran	1	6	7	4	0	1	0	1	2	3	7	19	0.368	545	617	0.883
8	QAT	Qatar	0	7	7	0	0	0	0	0	3	4	3	21	0.142	507	605	0.838

FIVB Road to Paris Volleyball Qualifier Men Pool A
P-2 Match result

Pool A

Match: 25 **Date:** 08/10/2023 **Spectators:** 9,984
City: Rio de Janeiro
Hall: Maracanãzinho
Match duration: **Start:** 10:00 **End:** 12:25 **Total:** 2:25

Teams	Sets	1	2	3	4	5	Total
BRA	3	25	23	15	25	15	103
ITA	2	23	25	25	17	11	101
	Duration:	0:30	0:27	0:26	0:26	0:17	2:06

Referees: 1st: Wojciech Maroszek (POL) 2nd: Denny Francisco Cespedes Lassi (DOM)
 Challenge: Michail Themelis (GRE)

BRA - Brazil															
No	Name	Pos.	Line-up					Points by set					T.		
			1	2	3	4	5	1	2	3	4	5			
1	Bruno (C)	S	5	4	21	5	5								
2	L. Bergmann	OH													
4	Otávio	MB													
6	Adriano	OH			8										
8	Honorato	OH	3	2	6	3	3	2	2	1	1	2	8		
14	Fernando	S	28	1	2										
15	Maique (L)	L													
16	Lucas	MB	1	6	4	1	1	2	2	2	2	1	9		
17	Thales (L)	L	L	L	L	L									
18	Lucarelli	OH	6	5	3	6	6	3	4	3	5	2	17		
21	Alan	OP	1	28	5					4	2		6		
23	Flavio	MB	4	3	1	4	4	1	2	2	3	2	10		
28	Darlan	OP	2	1	14	2	2	4	1		10	4	19		
30	Judson	MB													

Coach: Renan Dal Zotto
Assistant: Schwanke Carlos Eduardo

ITA - Italy															
No	Name	Pos.	Line-up					Points by set					T.		
			1	2	3	4	5	1	2	3	4	5			
5	Michieletto	OH	2	5	6	6	6	2	3	6	1	2	14		
6	Giannelli (C)	S	1	4	5	5	5	3	1				4		
7	Balaso (L)	L	L	L	L	L									
8	Sbertoli	S	14	14	23	14									
10	Scanferla (L)	L	L	L	L										
12	Bottolo	OH			5	16						1	1		
13	Cortesia	MB													
14	Galassi	MB	6	3	4	4	4						6		
15	Lavia	OH	5	2	3	3	3	4	4	6	1	1	16		
16	Romanò	OP	4	1	2	6	2	3	5		2	2	12		
20	Rinaldi	OH			15	15							1	1	
23	Bovolenta	OP			16	2							4		
28	Sanguinetti	MB	3	6	1	1	1	4	4	3			11		
30	Mosca	MB													

Coach: Ferdinando De Giorgi
Assistant: Caponeri Massimo

TEAMS AND PLAYERS PERFORMANCES

Won Points	Total Atts	No	Name	Scoring Skills	Won Points	Total Atts	No	Name
55	120	Total Team		Attack	53	115	Total Team	
16	30	28	Darlan		16	32	15	Lavia
14	35	18	Lucarelli		10	25	16	Romanò
8	13	23	Flavio		7	23	5	Michieletto
7	39	Total Team		Block	10	47	Total Team	
3	11	16	Lucas		3	13	5	Michieletto
2	9	23	Flavio		3	9	14	Galassi
1	3	8	Honorato		2	5	16	Romanò
7	102	Total Team		Serve	6	102	Total Team	
3	17	18	Lucarelli		4	19	5	Michieletto
2	13	28	Darlan		2	17	28	Sanguinetti
1	19	8	Honorato		0	14	6	Giannelli
34		Total Team		Opp. error	32		Total Team	
103	261	Total Team			101	264	Total Team	
				Best scorers	16	47	15	Lavia
19	46	28	Darlan		14	55	5	Michieletto
17	58	18	Lucarelli		12	41	16	Romanò

■ Starting line-up with position Atts = Attempts (C) = Captain MB = Middle blocker S = Setter
 □ Substitute with shirt number Opp. = Opponent (L) / L = Libero OP = Opposite OH = Outside Hitter

FIVB Road to Paris Volleyball Qualifier Men Pool A
P-2 Match result
Pool A

Match: 26 **Date:** 08/10/2023 **Spectators:** 2,342
City: Rio de Janeiro
Hall: Maracanãzinho
Match duration: **Start:** 13:30 **End:** 15:35 **Total:** 2:05

Teams	Sets	1	2	3	4	5	Total
IRI	2	20	25	25	13	9	92
CUB	3	25	23	23	25	15	111
Duration:		0:21	0:26	0:25	0:22	0:14	1:48

Referees: 1st: Vladimir Simonovic (SUI) 2nd: Walter Hugo Vera Mechan (PER)
Challenge: Michail Themelis (GRE)

IRI - Iran															
No	Name	Pos.	Line-up					Points by set					T.		
			1	2	3	4	5	1	2	3	4	5			
1	Jelveh	MB	2	2	2	2	2	2							4
6	Seyed (C)	MB					5								1
8	Hazrat (L)	L													1
10	Amin	OP	3	3	3	3	3	5	6	5	4	2			22
11	Kazemi	OP		1	1	14	14				3	1			4
12	Esfandiar	OH		20	1	1	30				6				6
14	Javad	S	6	6	6	6	6			4		1			5
17	Salehi	OH													
18	Vadi	S		10	10	10	10								
19	Poriya	OH													
20	Shahrooz	OH	1	1	30	12	1	4			1				5
21	Arman (L)	L	L	L	L	L	L								
27	Mohammad	MB	5	5	5	5	2	2		1	1	2			6
30	Nasri	OH	4	4	4	4	4	1	5	2	1	1			10

Coach:
Assistant:

CUB - Cuba															
No	Name	Pos.	Line-up					Points by set					T.		
			1	2	3	4	5	1	2	3	4	5			
1	Masso	MB			2	3	2				4	2	4		10
2	Mergarejo (C)	OH	17			5	4						3	2	5
5	Concepcion	MB	5	6	5	6	5	4	2	1	2	1			10
6	Thondike	S	6	1	6			3	1	1					5
7	Garcia (L)	L	L	L	L	L	L								
10	Gutierrez	OP		6	1	5	1				1				1
11	Taboada	S		12	6	1	6					2	1		3
12	Herrera	OP	3	4	3	4	3	6	5	5	3	2			21
17	Alonso	MB	2	3						1	2				3
18	Lopez	OH	4	5	4	23		5	3	4	1				13
22	Suarez	OH	18	18											
23	Yant	OH	1	2	1	2	1	1	6	1	4	2			14
24	Gorguet (L)	L													
33	Wilson	MB													

Coach: Jesus Angel Cruz Lopez
Assistant: Izquierdo Perez Mario Raul

TEAMS AND PLAYERS PERFORMANCES

Won Points	Total Atts	No Name	Scoring Skills	Won Points	Total Atts	No Name
55	114	Total Team		59	105	Total Team
20	38	10 Amin	Attack	16	29	12 Herrera
10	24	30 Nasri		11	18	18 Lopez
5	14	12 Esfandiar		11	23	23 Yant
6	51	Total Team	Block	17	57	Total Team
2	14	27 Mohammad		4	12	1 Masso
1	8	10 Amin		3	11	5 Concepcion
1	2	11 Kazemi	3	8	12 Herrera	
2	93	Total Team	Serve	9	111	Total Team
1	15	10 Amin		2	19	12 Herrera
1	11	14 Javad		1	11	5 Concepcion
0	9	1 Jelveh	1	6	6 Thondike	
29		Total Team	Opp. error Total	26		Total Team
92	258	Total Team		111	273	Total Team
			Best scorers			
22	61	10 Amin		21	56	12 Herrera
10	45	30 Nasri		14	56	23 Yant
6	29	12 Esfandiar	13	35	18 Lopez	

■ Starting line-up with position Atts = Attempts (C) = Captain MB = Middle blocker S = Setter
 □ Substitute with shirt number Opp. = Opponent (L) / L = Libero OP = Opposite OH = Outside Hitter

FIVB Road to Paris Volleyball Qualifier Men Pool A
[P-2] Match result

Pool A

Match: 27 **Date:** 08/10/2023 **Spectators:** 227
City: Rio de Janeiro
Hall: Maracanãzinho
Match duration: **Start:** 17:00 **End:** 18:16 **Total:** 1:16

Teams	Sets	1	2	3	4	5	Total
UKR	0	17	12	14			43
GER	3	25	25	25			75
Duration:		0:24	0:20	0:21			1:05

Referees: 1st: Charles Andrew Robb (CAN) 2nd: Luis Gerardo Macias (MEX)
 Challenge: Ronald Stahl Jr. (USA)

UKR - Ukraine										GER - Germany																		
No	Name	Pos.	Line-up					Points by set					T.	No	Name	Pos.	Line-up					Points by set					T.	
			1	2	3	4	5	1	2	3	4	5					1	2	3	4	5							
1	Poluiian	OH	14	6	2			1	3	1			5	1	Fromm	OH	5	6	5				4	4	4			12
3	Mazenko	MB			3					2			2	2	Tille	S												
5	Plotnytskyi (C)	OH	6	3				4	2			6	6	3 Kaliberda (L)	OH													
7	Synytzia	S	5	12	4					1		1	1	5 Reichert	OH													
9	Ostapenko	MB												9 Grozer (C)	OP													
10	Semeniuk	MB	4	1				2	1			3	3	10 Zenger (L)	L	L	L	L										
11	Kanaiev (L)	L												12 Brehme	MB													
12	Yevstratov	S	7	2	7									13 Schott	OH	1	14											
13	Tupchii	OP	2	5				3	1			4	4	14 Karlitzek	OH	2	3	2				3	3	5			11	
14	Kovalov	OH	3		5			1				1	1	17 Zimmermann	S	1	2	1				2	2				4	
16	Kucher	OH	27	27	14									18 Krage	MB	6	1	6				2	2	2			6	
17	Boiko (L)	L	L	L	L									19 Röhrs	OH	4	5	4				7	4	6			17	
21	Kisiliuk	OH		13	1					3		3	3	21 Krick	MB													
27	Shchurov	MB	1	4	6			1	1	2		4	4	25 Maase	MB	3	4	3				4	3				7	

Coach: Ugis Krastins

Assistant: Lazarchuk Vladyslav

Coach: Michał Winiarski

Assistant: Ranner Thomas

TEAMS AND PLAYERS PERFORMANCES

Won Points	Total Atts	No	Name	Scoring Skills	Won Points	Total Atts	No	Name
25	77	Total Team		Attack	39	61	Total Team	
5	16	1	Poluiian		15	20	19	Röhrs
5	19	5	Plotnytskyi		11	17	1	Fromm
4	14	13	Tupchii		8	16	14	Karlitzek
3	30	Total Team		Block	11	38	Total Team	
1	2	5	Plotnytskyi		4	12	25	Maase
1	4	10	Semeniuk		3	7	18	Krage
1	9	27	Shchurov		2	9	14	Karlitzek
1	44	Total Team		Serve	7	74	Total Team	
1	3	3	Mazenko		3	16	17	Zimmermann
0	6	1	Poluiian		1	15	1	Fromm
0	5	5	Plotnytskyi		1	12	14	Karlitzek
14		Total Team		Opp. error	18		Total Team	
43	151	Total Team			Total	75	173	Total Team
6	26	5	Plotnytskyi	Best scorers	17	35	19	Röhrs
5	23	1	Poluiian		12	35	1	Fromm
4	19	13	Tupchii		11	37	14	Karlitzek

■ Starting line-up with position Atts = Attempts (C) = Captain MB = Middle blocker S = Setter
 □ Substitute with shirt number Opp. = Opponent (L) / L = Libero OP = Opposite OH = Outside Hitter

FIVB Road to Paris Volleyball Qualifier Men Pool A
P-2 Match result

Pool A

Match: 28 **Date:** 08/10/2023 **Spectators:**
City: Rio de Janeiro
Hall: Maracanãzinho
Match duration: **Start:** 20:30 **End:** 22:37 **Total:** 2:07

Teams	Sets	1	2	3	4	5	Total
CZE	3	25	28	25	25		103
QAT	1	27	26	23	21		97
Duration:		0:32	0:30	0:27	0:25		1:54

Referees: 1st: Nicholas Heckford (ENG) 2nd: David Fernandez Fuentes (ESP)
 Challenge: Ronald Stahl Jr. (USA)

CZE - Czechia													
No	Name	Pos.	Line-up					Points by set					T.
			1	2	3	4	5	1	2	3	4	5	
2	Hadrava	OP	25	18	18	25						1	1
3	Pfeffer (L)	L	L	L	L	L							
5	Zajicek (C)	MB											
6	Monik (L)	L											
8	Trojanowicz	MB											
10	Svoboda	OH	25	25									
11	Vasina	OH	4	4	5	4	8	4	7	5		24	
12	Licek	OH	1	1	2	1	3	5	3	2		13	
13	Galabov	OH	18										
16	Srb	S											
17	Sotola	OP	3	3	4	3	7	8	4	5		24	
18	Janouch	S	6	6	1	6				1	1	2	
20	Spulak	MB	2	2	3	2	1	3	1	1		6	
25	Polak	MB	5	5	6	5	2		1	4		7	

Coach: Jiri Novak
Assistant: Stokr Jan

QAT - Qatar													
No	Name	Pos.	Line-up					Points by set					T.
			1	2	3	4	5	1	2	3	4	5	
2	Pape	MB	2	2	2	2	4	4	4	3		15	
4	Renan (L)	OH											
6	Bobby	S	6	6	6	6	1	1	1		3		
7	Belal	MB	5	5	5	5	2	3	3	3		11	
8	Waleed	OH	13										
9	Milos	S											
10	Osman	MB											
11	Nikola	OH	1	1	1	1	4	5	2	2		13	
12	Mubarak (C)	OP	3	3	3	3	3	7	1	3		14	
13	Raimi	OH	4	4	4	4	2	2	3	3		10	
17	A. Jamal	L											
18	A. Abdelwahab	MB	11	11									
19	Naji (L)	L	L	L	L	L							
24	A. Bakry	OP	6	6	6								

Coach: Camilo Andres Soto
Assistant: Rolandelli Valentin

TEAMS AND PLAYERS PERFORMANCES

Won Points	Total Atts	No	Name	Scoring Skills	Won Points	Total Atts	No	Name
64	120	Total Team		Attack	59	111	Total Team	
22	35	11	Vasina		14	26	12	Mubarak
22	37	17	Sotola		12	16	2	Pape
12	26	12	Licek		12	26	11	Nikola
7	44	Total Team		Block	5	42	Total Team	
2	6	18	Janouch		2	15	2	Pape
2	11	20	Spulak		2	14	7	Belal
2	11	25	Polak		1	3	6	Bobby
6	102	Total Team		Serve	2	99	Total Team	
2	17	11	Vasina		1	18	2	Pape
1	3	2	Hadrava		1	18	11	Nikola
1	17	12	Licek		0	0	4	Renan
26		Total Team		Opp. error Total	31		Total Team	
103	266	Total Team			97	252	Total Team	
24	55	11	Vasina	Best scorers	15	49	2	Pape
24	64	17	Sotola		14	48	12	Mubarak
13	49	12	Licek		13	44	11	Nikola

■ Starting line-up with position Atts = Attempts (C) = Captain MB = Middle blocker S = Setter
 □ Substitute with shirt number Opp. = Opponent (L) / L = Libero OP = Opposite OH = Outside Hitter



Best Scorers

Rk	No	Name	Pos.	Team	Attack	Block	Serve	Total
1	9	Grozer György	OP	GER	112	11	9	132
2	11	Vasina Lukas	OH	CZE	94	5	14	113
3	28	Ferreira Souza Darlan	OP	BRA	90	4	18	112
4	2	Hadrava Jan	OP	CZE	75	17	12	104
5	18	Souza Ricardo Lucarelli	OH	BRA	83	4	10	97
6	23	Yant Herrera Marlon	OH	CUB	76	9	8	93
7	18	Lopez Castro Miguel Angel	OH	CUB	76	6	9	91
8	5	Michieletto Alessandro	OH	ITA	68	9	13	90
9	13	Wadidie Raimi	OH	QAT	80	3	4	87
10	1	Poluan Tymofii	OH	UKR	77	5	4	86
	13	Tupchii Vasyi	OP	UKR	77	3	6	86
12	11	Kazemi Saber	OP	IRI	65	7	11	83
13	12	Herrera Jaime Jesus	OP	CUB	70	6	6	82
14	16	Romanò Yuri	OP	ITA	68	5	5	78
15	15	Lavia Daniele	OH	ITA	69	1	1	71
	12	Dahi W W Hammad Mubarak	OP	QAT	59	6	6	71
17	16	Saatkamp Lucas	MB	BRA	50	15	5	70
18	23	Resende Gualberto Flavio	MB	BRA	38	24	3	65
19	14	Kovalov Illia	OH	UKR	56	7	1	64
20	12	Brehme Anton	MB	GER	49	9	4	62
21	12	Esfandiar Amirhossein	OH	IRI	49	8	3	60
22	10	Semeniuk Yuri	MB	UKR	41	15	3	59
23	17	Sotola Marek	OP	CZE	52	3	2	57
	14	Galassi Gianluca	MB	ITA	32	21	4	57
25	5	Concepcion Rojas Javier Octavio	MB	CUB	30	19	6	55
	5	Reichert Moritz	OH	GER	45	5	5	55
	2	Diagne Papemaguette	MB	QAT	39	14	2	55
28	13	Schott Ruben	OH	GER	37	8	7	52
29	27	Valizadeh Mohammad	MB	IRI	35	14	0	49
30	28	Sanguinetti Giovanni	MB	ITA	33	9	3	45
31	21	Souza Alan	OP	BRA	38	3	3	44
	30	Nasri Mastanabad Mobin	OH	IRI	39	3	2	44
33	13	Galabov Jan	OH	CZE	37	2	4	43
34	7	Abunabot Belal Nabel	MB	QAT	29	13	0	42
35	4	Renan Ribeiro	OH	QAT	38	3	0	41
36	8	Honorato Henrique Dantas Nóbrega	OH	BRA	28	9	2	39
37	21	Krick Tobias	MB	GER	26	10	0	36
38	10	Esmailnezhad Amin	OP	IRI	30	4	1	35
39	14	Karlitzek Moritz	OH	GER	29	2	1	32
	5	Plotnytskyi Oleh	OH	UKR	26	2	4	32
41	20	Rinaldi Tommaso	OH	ITA	24	6	1	31
42	20	Spulak Petr	MB	CZE	24	4	2	30
	6	Mousavi Eraghi Seyed Mohammad	MB	IRI	23	6	1	30
44	6	Giannelli Simone	S	ITA	14	11	4	29
	11	Vasic Nikola	OH	QAT	28	0	1	29
46	17	Alonso Arce Roamy Raul	MB	CUB	22	3	3	28
	27	Shchurov Vladyslav	MB	UKR	20	7	1	28
48	12	Licek Martin	OH	CZE	20	1	1	22
49	1	Masso Alvarez Jose Israel	MB	CUB	13	7	1	21
	5	Zajicek Adam	MB	CZE	12	7	2	21
Total tournament					2,557	459	260	3,276



Best Attackers

Limit: 15.00%

Rk	No	Name	Pos.	Team	Attacks	Faults	Shots	Total Attempts	Succ. %
1	18	Lopez Castro Miguel Angel	OH	CUB	76	22	39	137	55.47
2	1	Poluiian Tymofii	OH	UKR	77	19	43	139	55.40
3	9	Grozer György	OP	GER	112	26	67	205	54.63
4	28	Ferreira Souza Darlan	OP	BRA	90	36	40	166	54.22
5	18	Souza Ricardo Lucarelli	OH	BRA	83	23	54	160	51.88
6	23	Yant Herrera Marlon	OH	CUB	76	25	46	147	51.70
7	14	Kovalov Illia	OH	UKR	56	19	37	112	50.00
8	11	Vasina Lukas	OH	CZE	94	30	65	189	49.74
9	13	Tupchii Vasyi	OP	UKR	77	29	49	155	49.68
10	12	Herrera Jaime Jesus	OP	CUB	70	34	37	141	49.65
Total tournament					2,557	846	1,813	5,216	49.02



Best Blockers

Rk	No	Name	Pos.	Team	Kill Blocks	Faults	Rebounds	Total Attempts	Avg. by set
1	23	Resende Gualberto Flavio	MB	BRA	24	30	23	77	0.83
2	14	Galassi Gianluca	MB	ITA	21	26	17	64	0.81
3	5	Concepcion Rojas Javier Octavio	MB	CUB	19	24	24	67	0.73
4	2	Hadrava Jan	OP	CZE	17	12	15	44	0.63
5	10	Semeniuk Yurii	MB	UKR	15	14	30	59	0.60
6	2	Diagne Papemaguette	MB	QAT	14	35	20	69	0.58
7	7	Abunabot Belal Nabel	MB	QAT	13	31	29	73	0.54
8	27	Valizadeh Mohammad	MB	IRI	14	34	18	66	0.54
9	16	Saatkamp Lucas	MB	BRA	15	39	32	86	0.52
10	9	Grozer György	OP	GER	11	12	13	36	0.44
Total tournament					459	1,003	897	2,359	2.21



Best Servers

Rk	No	Name	Pos.	Team	Aces	Faults	Serve Hits	Total Attempts	Avg. by set
1	28	Ferreira Souza Darlan	OP	BRA	18	26	51	95	0.62
2	11	Vasina Lukas	OH	CZE	14	20	76	110	0.52
3	5	Michieletto Alessandro	OH	ITA	13	14	78	105	0.50
4	2	Hadrava Jan	OP	CZE	12	15	46	73	0.44
5	11	Kazemi Saber	OP	IRI	11	20	45	76	0.42
6	9	Grozer György	OP	GER	9	33	47	89	0.36
7	18	Lopez Castro Miguel Angel	OH	CUB	9	27	54	90	0.35
8	18	Souza Ricardo Lucarelli	OH	BRA	10	16	84	110	0.34
9	23	Yant Herrera Marlon	OH	CUB	8	16	92	116	0.31
10	13	Schott Ruben	OH	GER	7	24	67	98	0.28
Total tournament					260	912	3,513	4,685	1.25



Best Diggers

Rk	No	Name	Pos.	Team	Digs	Faults	Receptions	Total Attempts	Avg. by set
1	10	Zenger Julian	L	GER	56	16	5	77	2.24
2	7	Balaso Fabio	L	ITA	54	25	6	85	2.08
3	17	Hoss Thales	L	BRA	48	23	9	80	1.66
4	19	Naji Naji Mahmoud	L	QAT	39	29	7	75	1.63
5	17	Boiko Oleksandr	L	UKR	40	18	6	64	1.60
6	13	Schott Ruben	OH	GER	37	9	5	51	1.48
7	23	Yant Herrera Marlon	OH	CUB	38	13	5	56	1.46
8	2	Tille Johannes	S	GER	31	14	9	54	1.24
9	6	Monik Milan	L	CZE	33	15	6	54	1.22
10	15	Lavia Daniele	OH	ITA	31	12	6	49	1.19
Total tournament					1,476	860	287	2,623	7.10



Best Setters

Rk	No	Name	Pos.	Team	Running Sets	Faults	Still Sets	Total Attempts	Avg. by set
1	1	Rezende Bruno Mossa	S	BRA	165	1	332	498	5.69
2	6	Giannelli Simone	S	ITA	131	5	324	460	5.04
3	7	Synytzia Yurii	S	UKR	97	7	359	463	3.88
4	18	Janouch Jakub	S	CZE	104	4	405	513	3.85
5	2	Tille Johannes	S	GER	91	1	279	371	3.64
6	18	Vadi Mohammad Taher	S	IRI	87	2	227	316	3.35
7	6	Georgiev Borislav	S	QAT	75	4	314	393	3.13
8	14	Karimisouchelmaei Javad	S	IRI	59	2	143	204	2.27
9	6	Thondike Mejias Christian Manuel	S	CUB	58	2	284	344	2.23
10	11	Taboada Diaz Lyvan	S	CUB	37	0	137	174	1.42
Total tournament					1,012	61	4,092	5,165	4.87



Best Receivers


Limit: 20.00%

Rk	No	Name	Pos.	Team	Excellents	Faults	Serve Receptions	Total Attempts	Eff. %
1	7	Garcia Alvarez Yonder Roman	L	CUB	39	5	78	122	27.87
2	17	Hoss Thales	L	BRA	41	4	90	135	27.41
3	15	Lavia Daniele	OH	ITA	27	4	66	97	23.71
4	5	Reichert Moritz	OH	GER	25	4	62	91	23.08
5	7	Balaso Fabio	L	ITA	33	6	82	121	22.31
6	5	Michieletto Alessandro	OH	ITA	29	2	109	140	19.29
7	10	Zenger Julian	L	GER	30	5	101	136	18.38
8	19	Naji Naji Mahmoud	L	QAT	37	11	96	144	18.06
9	13	Galabov Jan	OH	CZE	36	11	93	140	17.86
10	11	Vasina Lukas	OH	CZE	39	10	118	167	17.37
Total tournament					826	260	2,677	3,763	15.04




Best Liberos

Rk	No	Name	Pos.	Team	Excellents	Faults	In Play	Total Attempts	Avg. by set
1	10	Zenger Julian	L	GER	86	21	106	213	3.44
2	7	Balaso Fabio	L	ITA	87	31	88	206	3.35
3	19	Naji Naji Mahmoud	L	QAT	76	40	103	219	3.17
4	17	Hoss Thales	L	BRA	89	27	99	215	3.07
5	7	Garcia Alvarez Yonder Roman	L	CUB	69	34	87	190	2.65
6	21	Salehi Arman	L	IRI	64	19	59	142	2.46
7	17	Boiko Oleksandr	L	UKR	53	26	70	149	2.12
8	6	Monik Milan	L	CZE	54	21	77	152	2.00
9	8	Hazratpourtalatappeh Mohammadreza	L	IRI	30	8	36	74	1.15
10	11	Kanaiev Dmytro	L	UKR	19	12	22	53	0.76
Total tournament					659	262	785	1,706	3.17



FIVB Road to Paris Volleyball Qualifier Men Pool A
P-6 Teams ranking by skills
 All matches





Best Scorers


Rk	Team	Attack	Block	Serve	Total
1	BRA Brazil	343	66	45	454
2	CUB Cuba	324	67	39	430
	ITA Italy	328	69	33	430
4	GER Germany	332	59	37	428
5	CZE Czechia	331	48	38	417
6	UKR Ukraine	309	49	26	384
7	IRI Iran	297	54	27	378
8	QAT Qatar	293	47	15	355
Total tournament		2,557	459	260	3,276



Best Attackers

Limit: 15.00%

Rk	Team	Attacks	Faults	Shots	Total Attempts	Succ. %
1	GER Germany	332	71	220	623	53.29
2	CUB Cuba	324	107	188	619	52.34
3	BRA Brazil	343	117	218	678	50.59
4	UKR Ukraine	309	100	214	623	49.60
5	ITA Italy	328	90	261	679	48.31
6	IRI Iran	297	129	209	635	46.77
7	CZE Czechia	331	112	275	718	46.10
8	QAT Qatar	293	120	228	641	45.71
Total tournament		2,557	846	1,813	5,216	49.02



Best Blockers

Rk	Team	Kill Blocks	Faults	Rebounds	Total Attempts	Avg. by set
1	ITA Italy	69	110	121	300	2.65
2	CUB Cuba	67	119	113	299	2.58
3	GER Germany	59	116	107	282	2.36
4	BRA Brazil	66	144	124	334	2.28
5	IRI Iran	54	149	110	313	2.08
6	UKR Ukraine	49	104	105	258	1.96
7	QAT Qatar	47	127	108	282	1.96
8	CZE Czechia	48	134	109	291	1.78
Total tournament		459	1,003	897	2,359	2.21









Best Servers

Rk	Team	Aces	Faults	Serve Hits	Total Attempts	Avg. by set
1	BRA Brazil	45	115	508	668	1.55
2	CUB Cuba	39	121	436	596	1.50
3	GER Germany	37	132	433	602	1.48
4	CZE Czechia	38	116	437	591	1.41
5	ITA Italy	33	138	445	616	1.27
6	UKR Ukraine	26	111	404	541	1.04
7	IRI Iran	27	97	428	552	1.04
8	QAT Qatar	15	82	422	519	0.63
Total tournament		260	912	3,513	4,685	1.25




Best Diggers

Rk	Team	Digs	Faults	Receptions	Total Attempts	Avg. by set
1	ITA Italy	220	95	30	345	8.46
2	GER Germany	203	92	44	339	8.12
3	QAT Qatar	171	111	33	315	7.13
4	UKR Ukraine	177	120	32	329	7.08
5	BRA Brazil	192	111	42	345	6.62
6	CUB Cuba	172	110	34	316	6.62
7	CZE Czechia	175	111	42	328	6.48
8	IRI Iran	166	110	30	306	6.38
Total tournament		1,476	860	287	2,623	7.10




Best Setters

Rk	Team	Running Sets	Faults	Still Sets	Total Attempts	Avg. by set
1	BRA Brazil	186	3	480	669	6.41
2	ITA Italy	147	8	507	662	5.65
3	IRI Iran	146	7	483	636	5.62
4	CZE Czechia	121	11	584	716	4.48
5	GER Germany	112	6	497	615	4.48
	UKR Ukraine	112	11	499	622	4.48
7	QAT Qatar	93	12	533	638	3.88
8	CUB Cuba	95	3	509	607	3.65
Total tournament		1,012	61	4,092	5,165	4.87



FIVB Road to Paris Volleyball Qualifier Men Pool A
P-6 Teams ranking by skills
 All matches





Best Receivers

Limit: 20.00%

Rk	Team	Excellents	Faults	Serve Receptions	Total Attempts	Eff. %
1	CUB Cuba	109	18	322	449	20.27
2	BRA Brazil	114	31	325	470	17.66
3	ITA Italy	96	20	332	448	16.96
4	GER Germany	90	24	279	393	16.79
5	CZE Czechia	116	31	386	533	15.95
6	IRI Iran	128	51	320	499	15.43
7	QAT Qatar	101	41	347	489	12.27
8	UKR Ukraine	72	44	366	482	5.81
Total tournament		826	260	2,677	3,763	15.04



Best Liberos

Rk	Team	Excellents	Faults	In Play	Total Attempts	Avg. by set
1	IRI Iran	94	27	95	216	3.62
2	ITA Italy	92	35	98	225	3.54
3	GER Germany	86	21	106	213	3.44
4	BRA Brazil	94	30	102	226	3.24
5	QAT Qatar	76	40	103	219	3.17
6	UKR Ukraine	72	38	92	202	2.88
7	CUB Cuba	73	37	87	197	2.81
8	CZE Czechia	72	34	102	208	2.67
Total tournament		659	262	785	1,706	3.17

MIKASA
Gerflor
theflooringgroup
MIKASA
Gerflor
theflooringgroup
MIKASA



FIVBTM

**ROAD TO PARIS
VOLLEYBALL
QUALIFIER**

