



SITTING VOLLEYBALL



DAILY BULLETIN # 5

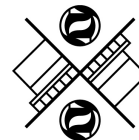
SUNDAY 01 SEPTEMBER 2024

NORTH PARIS ARENA



W O R L D
ParaVolley





Remaining Matches Schedule

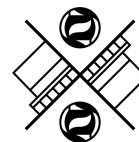
Programme des matchs restants

As of SUN 1 SEP 2024

Date	Start Time	Match Number	Event	Phase	Teams
MON 2 SEP	12:00	9	Men	Preliminary Round - Pool A	EGY vs KAZ
	14:00	9	Women	Preliminary Round - Pool B	BRA vs SLO
	18:00	10	Women	Preliminary Round - Pool B	RWA vs CAN
	20:00	10	Men	Preliminary Round - Pool A	BIH vs FRA
TUE 3 SEP	12:00	11	Men	Preliminary Round - Pool B	GER vs IRI
	14:00	11	Women	Preliminary Round - Pool A	USA vs ITA
	18:00	12	Men	Preliminary Round - Pool B	BRA vs UKR
	20:00	12	Women	Preliminary Round - Pool A	CHN vs FRA
WED 4 SEP	12:00	13	Men	Classification 7-8	A4 vs B4
	14:00	13	Women	Classification 7-8	A4 vs B4
	18:00	14	Women	Classification 5-6	A3 vs B3
	20:00	14	Men	Classification 5-6	A3 vs B3
THU 5 SEP	12:00		Men	Semifinals	
	14:00		Men	Semifinals	
	18:00		Women	Semifinals	
	20:00		Women	Semifinals	
FRI 6 SEP	15:00	17	Men	Bronze Medal Match	Loser 15 vs Loser 16
	19:30	18	Men	Gold Medal Match	Winner 15 vs Winner 16
SAT 7 SEP	15:00	17	Women	Bronze Medal Match	Loser 15 vs Loser 16
	19:30	18	Women	Gold Medal Match	Winner 15 vs Winner 16

Note:

Please check online for more details and the latest updates.



Competition Summary - Preliminary Round

Résumé de la compétition - tour préliminaire

As of SUN 1 SEP 2024

Pool A				Points per Set					Total Points	Match Duration	Spectators
Match	Date	Teams	Sets	1	2	3	4	5			
1	THU 29 AUG	EGY vs BIH	1 - 3	28 - 26	19 - 25	23 - 25	23 - 25		93 - 101	2h 3min	3,306
2	THU 29 AUG	FRA vs KAZ	0 - 3	7 - 25	20 - 25	7 - 25			34 - 75	56min	4,072
5	SAT 31 AUG	KAZ vs BIH	2 - 3	24 - 26	13 - 25	25 - 14	25 - 21	8 - 15	95 - 101	2h 0min	3,851
6	SAT 31 AUG	FRA vs EGY	0 - 3	11 - 25	3 - 25	12 - 25			26 - 75	56min	3,872
9	MON 2 SEP	EGY vs KAZ									
10	MON 2 SEP	BIH vs FRA									

Pool B				Points per Set					Total Points	Match Duration	Spectators
Match	Date	Teams	Sets	1	2	3	4	5			
3	FRI 30 AUG	IRI vs UKR	3 - 0	25 - 13	25 - 12	25 - 18			75 - 43	1h 1min	2,833
4	FRI 30 AUG	BRA vs GER	0 - 3	16 - 25	29 - 31	19 - 25			64 - 81	1h 22min	3,752
7	SUN 1 SEP	IRI vs BRA	3 - 0	25 - 12	25 - 13	25 - 19			75 - 44	1h 2min	3,860
8	SUN 1 SEP	UKR vs GER	1 - 3	14 - 25	25 - 22	17 - 25	18 - 25		74 - 97	1h 34min	3,874
11	TUE 3 SEP	GER vs IRI									
12	TUE 3 SEP	BRA vs UKR									

Statistics of	Average match duration	Average spectators	Total spectators
Preliminary Round	1h 22min	3,678	29,420

Pool A																	
Rank	Team	Matches			Results Details						Points	Sets			Points		
		Played	Won	Lost	3-0	3-1	3-2	2-3	1-3	0-3		Won	Lost	Ratio	Won	Lost	Ratio
1	BIH	2	2	0		1	1				5	6	3	2.000	202	188	1.074
2	KAZ	2	1	1	1			1			4	5	3	1.667	170	135	1.259
3	EGY	2	1	1	1				1		3	4	3	1.333	168	127	1.323
4	FRA	2	0	2						2	0	6	0.000	60	150	0.400	

Pool B																	
Rank	Team	Matches			Results Details						Points	Sets			Points		
		Played	Won	Lost	3-0	3-1	3-2	2-3	1-3	0-3		Won	Lost	Ratio	Won	Lost	Ratio
1	IRI	2	2	0	2						6	6	0	MAX	150	87	1.724
2	GER	2	2	0	1	1					6	6	1	6.000	178	138	1.290
3	UKR	2	0	2					1	1	0	1	6	0.167	117	172	0.680
4	BRA	2	0	2						2	0	6	0.000	108	156	0.692	

Legend: **MAX** Ratio with no points or sets lost **Ratio** Ratio of points or sets won/lost



Match Results
Résultats du match

Match 7

IRI vs BRA
3 0

Match Duration: 1h 2min
Spectators: 3,860

Team	Sets	1	2	3	Total
IRI	3	25	25	25	75
BRA	0	12	13	19	44
Playing Time		17min	18min	21min	56min

1st Referee: RAKHMETOV Ayan (KAZ)

2nd Referee: SHANISHAH Khalid (LBA)

IRI - Islamic Republic of Iran														
No.	Name	Pos.	Line-up					Points by Set					Pts	
			1	2	3	4	5	1	2	3	4	5		
1	H. ABBASI	S												
2	M. MEHRZAD	O	4	5	4			2	4	3				9
3	M. ALIPOUR	O	3	4	3			7	5	3				15
4	D. ALIPOURIAN (c)	O	2	3	2			1	2	2				5
5	M. HAJIBABAEI	S												
6	M. NEMATI	O	2	2	2				1					1
7	S. BIGDELI	MB	6	1	6			2	2	2				6
8	M. LASHKARI	S												
9	H. GOLESTANI	MB	1	2	1			5	4	3				12
10	I. ZIRAH	MB												
11	R. SALEHI	L		L	L									
12	M. BABADI	S	5	6	5			3	3	2				8
Head Coach:		REZAEIGARKANI Hadi												
Assistant Coach:		EIMERY Jalil												
Doctor:		BARATI Amirhossein												
Physiotherapist:		SOKHANGUEI Yahya												

BRA - Brazil														
No.	Name	Pos.	Line-up					Points by Set					Pts	
			1	2	3	4	5	1	2	3	4	5		
2	LEVI	MB												
5	THIAGO	OH	2		2			1		4				5
6	WITKOVSKI	OH	5		12			2		1				3
7	FABIANO	MB	6	6	6			3	3	1				7
8	DANI	OH	1	1	1									
9	MARCIO	OH	11	2	10				1					1
10	RENATO (c)	OH	4	4	4			1	1	2				4
11	WESCLEY	MB	3	3	3				1	3				4
12	DIOGO	OH	5	5	5				3	1				4
14	ANDERSON	MB												
17	RAYSSON	L		L	L									
19	WELLINGTON	OH		8	8					2				2
Head Coach:		GUEDES Jose												
Assistant Coach:		RIJO Paulo												
Doctor:		MORAIS Leonardo												
Physiotherapist:		ALVARENGA Pedro												
Statistician:		CURUPANA Ubiratan												

TEAM AND PLAYER PERFORMANCES

Won	Total Atts	No. Name
38	83	Total Team
9	13	3 ALI POUR Meisam
9	15	2 MEHRZADSELAKJANI Morteza
7	14	9 GOLESTANI Hossein
9	39	Total Team
3	8	3 ALI POUR Meisam
2	5	9 GOLESTANI Hossein
2	7	4 ALIPOURIAN Davoud
9	73	Total Team
3	14	3 ALI POUR Meisam
3	9	9 GOLESTANI Hossein
2	16	4 ALIPOURIAN Davoud
19		Total Team
75	195	Total Team

Scoring Skills
Attack
Block
Serve
Opponent Error
Total

Won	Total Atts	No. Name
19	83	Total Team
5	23	7 de OLIVEIRA Luis Fabiano
4	8	10 LEITE Renato
3	6	6 PEREIRA WITKOVSKI Alex
7	45	Total Team
2	3	19 ANUNCIACAO da Wellington
2	10	12 REBOUCAS Diogo
1	1	5 COSTA dos SANTOS ROCHA Thiago
4	46	Total Team
2	7	5 COSTA dos SANTOS ROCHA Thiago
1	7	11 OLIVEIRA de Wesley
1	4	7 de OLIVEIRA Luis Fabiano
14		Total Team
44	174	Total Team

15	35	3 ALI POUR Meisam
----	----	-------------------

Best Scorer

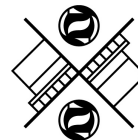
7	32	7 de OLIVEIRA Luis Fabiano
---	----	----------------------------

70km/h	9 GOLESTANI Hossein
--------	---------------------

Fastest Serve

54km/h	11 OLIVEIRA de Wesley
--------	-----------------------

Legend:	(c) Captain	Atts Attempts	L Libero	L Substitute Libero
MB Middle Blocker	nn Substitute where nn = Shirt number of outgoing player	n Starting line-up where n = starting position on court (i.e. positions 1 to 6)	No. Shirt number	O Opposite
OH Outside Hitter	Pos. Playing position		Pts Points scored	S Setter



Match Results

Résultats du match

UKR vs GER
1 3

Match Duration: 1h 34min
Spectators: 3,874

Match 8

Team	Sets	1	2	3	4	Total
UKR	1	14	25	17	18	74
GER	3	25	22	25	25	97
	Playing Time	18min	24min	18min	22min	1h 22min

1st Referee: DAUCHEL Philippe (FRA)

2nd Referee: BASIC Mirza (BIH)

UKR - Ukraine														
No.	Name	Pos.	Line-up					Points by Set					Pts	
			1	2	3	4	5	1	2	3	4	5		
1	HORYAKIN	OH	3	2	3	2								
2	KORINETS	S		6	1	6			2	1				3
4	SIKALSKYI	O												
5	BYTCHENKO (c)	OH	5	4	5	4	3	6	4	5				18
7	PETRECHUK	S	1	3	4	3	1	4	4					9
8	PRYSHCHEPA R.	OH	2	13	2	2	1		2					3
9	PRYSHCHEPA A.	O												
10	KOVALCHUK	L	L	L	L	L								
11	DRAPAK	OH	7				1							1
13	MELNYK	O	6	5	6	5	3	3	2	1				9
14	ANDRUSENKO	O												
17	KHARLAMOV	S	4	1	2	1	2	4	4	2				12
Head Coach:		MYKHLYK Pavlo												
Assistant Coach:		OVCHARUK Serhiy / ALFOROV Artem												
Doctor:		ALFOROVA Hanna												

GER - Germany														
No.	Name	Pos.	Line-up					Points by Set					Pts	
			1	2	3	4	5	1	2	3	4	5		
1	SCHIFFLER	O	2	2	2	2	4	1	4	3				12
3	RENGER	S	5	5	5	5	4	2	1	3				10
4	WIESENTHAL	S	3	3	3	3	3	3	6	7				19
5	HAHNLEIN	L	L	L	L	L								
6	ALBRECHT	OH	6	6	6	6	6	4	3	5				18
7	SINGER	MB		3										
9	SCHRAPP (c)	O		6		1								
10	TONLEU	OH	4	4	4	4	3	8	3	2				16
11	SCHIWY	OH												
12	TIGLER	S												
14	SCHIEWE	S	1	1	1	1	1		4					5
15	FISCHER	OH												
Head Coach:		HERZOG Christoph												
Assistant Coach:		THOMAS Norman / ORMINDELLI Fabio (ITA)												
Doctor:		RUETZ Axel												
Physiotherapist		STABLEIN Nicole												

TEAM AND PLAYER PERFORMANCES

Won	Total Atts	No. Name	Scoring Skills	Won	Total Atts	No. Name
42	118	Total Team	Attack	65	138	Total Team
17	33	5 BYTCHENKO Denys		15	30	4 WIESENTHAL Heiko
8	24	17 KHARLAMOV Oleksii		13	21	10 TONLEU Francis
7	25	7 PETRECHUK Maksym		13	31	6 ALBRECHT Dominik
12	69	Total Team	Block	11	75	Total Team
4	11	13 MELNYK Dmytro		4	18	4 WIESENTHAL Heiko
3	11	17 KHARLAMOV Oleksii		4	15	6 ALBRECHT Dominik
2	11	7 PETRECHUK Maksym	1	13	14 SCHIEWE Torben	
1	75	Total Team	Serve	4	96	Total Team
1	18	17 KHARLAMOV Oleksii		2	16	10 TONLEU Francis
				1	15	14 SCHIEWE Torben
				1	15	6 ALBRECHT Dominik
19		Total Team	Opponent Error	17		Total Team
74	262	Total Team		97	309	Total Team

18	54	5 BYTCHENKO Denys
----	----	-------------------

Best Scorer

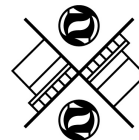
19	65	4 WIESENTHAL Heiko
----	----	--------------------

46km/h	1 HORYAKIN Ruslan
--------	-------------------

Fastest Serve

76km/h	6 ALBRECHT Dominik
--------	--------------------

Legend:	(c) Captain	Atts Attempts	L Libero	L Substitute Libero
MB Middle Blocker	n Starting line-up where n = starting position on court (i.e. positions 1 to 6)	No. Shirt number	O Opposite	S Setter
nn Substitute where nn = Shirt number of outgoing player	Pos. Playing position	Pts Points scored		

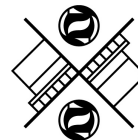


Top Player Ranking by Skill
Classement des meilleurs joueurs par aptitude
As of SUN 1 SEP 2024 at 21:29

BEST SCORERS

Rk	No.	Name	NPC	Pos.	Attack	Block	Serve	Total
1	5	NAMURATOV Perdebay	KAZ	OH	28	1	13	42
2	6	DURAN Mirzet	BIH	OH	32	6	3	41
3	1	ELSHWIKH Hesham	EGY	OH	25	3	5	33
3	4	WIESENTHAL Heiko	GER	S	22	9	2	33
5	10	TONLEU Francis	GER	OH	25	3	2	30
6	5	BYTCHENKO Denys	UKR	OH	26	2	-	28
7	12	JUSUFOVIC Ermin	BIH	MB	18	7	2	27
8	3	ALI POUR Meisam	IRI	O	18	3	5	26
9	10	ALIBASIC Safet	BIH	O	22	3	-	25
9	9	GOLESTANI Hossein	IRI	MB	16	3	6	25
9	18	ALTAYEV Yerbolat	KAZ	MB	15	3	7	25
12	6	ALBRECHT Dominik	GER	OH	18	4	1	23
13	6	KHAMIS Ahmed Mohamed Soliman	EGY	MB	11	6	3	20
14	7	CANCAR Nizam	BIH	MB	9	7	3	19
14	1	SCHIFFLER Alexander	GER	O	17	2	-	19
14	12	BABADI Mahdi	IRI	S	14	3	2	19
17	12	ABOUELYAZEID Mohamed	EGY	MB	11	7	-	18
18	12	REBOUCAS Diogo	BRA	OH	13	4	-	17
18	9	SAAD MOUSSA Elsayed Moussa	EGY	OH	14	2	1	17
18	3	RENGER Thomas	GER	S	17	-	-	17
21	2	MANKO Adnan	BIH	O	11	5	-	16
21	7	de OLIVEIRA Luis Fabiano	BRA	MB	13	1	2	16
21	4	ALIPOURIAN Davoud	IRI	O	10	4	2	16
21	13	BITEMIROV Yerlan	KAZ	OH	11	1	4	16
21	15	KASKABAYEV Erik	KAZ	OH	9	1	6	16
21	7	PETRENCHUK Maksym	UKR	S	10	5	1	16
27	5	COSTA dos SANTOS ROCHA Thiago	BRA	OH	11	1	2	14
27	17	KHARLAMOV Oleksii	UKR	S	10	3	1	14
29	7	FADL Ahmed Mohamed	EGY	OH	8	5	-	13
30	17	ROGET Damien	FRA	OH	8	2	2	12
30	2	MEHRZADSELAKJANI Morteza	IRI	O	12	-	-	12
30	7	BIGDELI Sadegh	IRI	MB	8	1	3	12
30	19	ABDIBEK ErassyI	KAZ	OH	9	1	2	12
34	4	SARTAYEV Bauyrzhan	KAZ	S	7	1	2	10
35	10	LEITE Renato	BRA	OH	6	1	2	9
35	13	MELNYK Dmytro	UKR	O	5	4	-	9
37	11	OLIVEIRA de Wesley	BRA	MB	3	4	1	8
37	4	ABDELAZIZ ABDALLA Ashraf Zaghoul	EGY	MB	5	1	2	8
37	15	WOLNIEWICZ Romain	FRA	MB	3	5	-	8
37	11	SUIEUOV Zhangali	KAZ	S	4	3	1	8
41	8	PRYSHCHEPA Roman	UKR	OH	4	3	-	7
42	14	ABOUELKHIR Metawa	EGY	OH	6	-	-	6
42	11	GUIHENEUF Gildas	FRA	S	6	-	-	6
42	16	LEFRANCOIS Thibaud	FRA	OH	4	1	1	6
45	6	PEREIRA WITKOVSKI Alex	BRA	OH	4	1	-	5
45	9	SCHRAPP Juergen	GER	O	2	1	2	5
45	14	SCHIEWE Torben	GER	S	3	1	1	5
45	2	KORINETS Yevhenii	UKR	S	2	3	-	5
Tournament Totals					588	151	99	838

More players tied with the same rank than can fit in the list



Top Player Ranking by Skill

Classement des meilleurs joueurs par aptitude
As of SUN 1 SEP 2024 at 21:29

BEST ATTACKERS

Scoring Attack	Rk	No.	Name	NPC	Pos.	Points	Errors	In-Play	Total Attempts	Eff. %	
	1	3	ALI POUR Meisam	IRI	O	18	4	10	32	43.75	
	2	9	GOLESTANI Hossein	IRI	MB	16	3	13	32	40.63	
	3	4	WIESENTHAL Heiko	GER	S	22	4	21	47	38.30	
	4	12	JUSUFOVIC Ermin	BIH	MB	18	3	22	43	34.88	
	5	10	TONLEU Francis	GER	OH	25	10	12	47	31.91	
	6	6	DURAN Mirzet	BIH	OH	32	10	27	69	31.88	
	7	5	BYTCHENKO Denys	UKR	OH	26	8	24	58	31.03	
	8	5	NAMURATOV Perdebay	KAZ	OH	28	10	21	59	30.51	
	9	18	ALTAYEV Yerbolat	KAZ	MB	15	8	10	33	21.21	
	10	4	ALIPOURIAN Davoud	IRI	O	10	4	15	29	20.69	
Limit											
15.00%											
Tournament Totals						588	307	760	1655	16.98	

BEST BLOCKERS

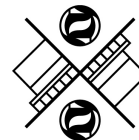
Scoring Block	Rk	No.	Name	NPC	Pos.	Points	Errors	In-Play	Total Attempts	Avg. by Set
	1	4	WIESENTHAL Heiko	GER	S	9	5	20	34	1.29
	2	12	ABOUELYAZEID Mohamed	EGY	MB	7	14	18	39	1.00
	3	6	KHAMIS Ahmed Mohamed Soliman	EGY	MB	6	5	17	28	0.86
	4	15	WOLNIEWICZ Romain	FRA	MB	5	5	8	18	0.83
	5	7	CANCAR Nizam	BIH	MB	7	10	14	31	0.78
	5	12	JUSUFOVIC Ermin	BIH	MB	7	10	13	30	0.78
	7	7	PETRENUCHUK Maksym	UKR	S	5	7	11	23	0.71
	7	7	FADL Ahmed Mohamed	EGY	OH	5	-	-	5	0.71
Tournament Totals						151	297	420	868	5.39

More players tied with the same rank than can fit in the list

BEST SERVERS

Scoring Service	Rk	No.	Name	NPC	Pos.	Points	Errors	In-Play	Total Attempts	Avg. by Set
	1	5	NAMURATOV Perdebay	KAZ	OH	13	2	24	39	1.63
	2	9	GOLESTANI Hossein	IRI	MB	6	6	6	18	1.00
	3	18	ALTAYEV Yerbolat	KAZ	MB	7	1	18	26	0.88
	4	3	ALI POUR Meisam	IRI	O	5	4	15	24	0.83
	5	15	KASKABAYEV Erik	KAZ	OH	6	2	17	25	0.75
	6	1	ELSHWIKH Hesham	EGY	OH	5	-	19	24	0.71
	7	7	BIGDELI Sadegh	IRI	MB	3	-	22	25	0.50
	7	13	BITEMIROV Yerlan	KAZ	OH	4	-	16	20	0.50
	9	6	KHAMIS Ahmed Mohamed Soliman	EGY	MB	3	1	20	24	0.43
Tournament Totals						99	78	976	1153	3.54

More players tied with the same rank than can fit in the list



Top Player Ranking by Skill

Classement des meilleurs joueurs par aptitude
As of SUN 1 SEP 2024 at 21:29

BEST DIGGERS

Non-Scoring Dig	Rk	No.	Name	NPC	Pos.	Excellents	Errors	In-Play	Total Attempts	Avg. by Set
	1	10	AHMED ABDELLATIF Abdelnaby Hassan	EGY	L	11	7	20	38	1.57
	2	1	ELSHWIKH Hesham	EGY	OH	10	4	15	29	1.43
	3	11	SALEHIIHAJIKOLAEI Ramezan	IRI	L	6	4	11	21	1.00
	4	6	KHAMIS Ahmed Mohamed Soliman	EGY	MB	6	3	19	28	0.86
	5	17	SILVA Raysson	BRA	L	5	9	11	25	0.83
	6	1	GODINJAK Ismet	BIH	L	7	10	25	42	0.78
	7	14	MEDEUOV Shyngys	KAZ	L	6	3	17	26	0.75
	8	12	ABOUELYAZEID Mohamed	EGY	MB	5	1	19	25	0.71
Tournament Totals						143	234	747	1124	5.11

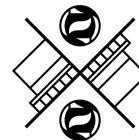
More players tied with the same rank than can fit in the list

BEST SETTERS

Non-Scoring Set	Rk	No.	Name	NPC	Pos.	Excellents	Errors	In-Play	Total Attempts	Avg. by Set
	1	14	SCHIEWE Torben	GER	S	58	2	33	93	8.29
	2	4	SARTAYEV Bauyrzhan	KAZ	S	61	2	45	108	7.63
	3	8	YOSHIZAWA Daniel	BRA	OH	45	4	43	92	7.50
	4	4	ALIPOURIAN Davoud	IRI	O	43	-	34	77	7.17
	5	11	DELALIC Sabahudin	BIH	S	37	-	39	76	4.11
	6	7	PETRENUCHUK Maksym	UKR	S	27	1	21	49	3.86
	7	4	WIESENTHAL Heiko	GER	S	22	1	22	45	3.14
	7	6	KHAMIS Ahmed Mohamed Soliman	EGY	MB	22	-	19	41	3.14
	9	12	ABOUELYAZEID Mohamed	EGY	MB	21	2	36	59	3.00
	10	2	MANKO Adnan	BIH	O	25	2	35	62	2.78
Tournament Totals						552	43	757	1352	19.71

BEST RECEIVERS

Non-Scoring Reception	Rk	No.	Name	NPC	Pos.	Excellents	Errors	In-Play	Total Attempts	Succ. %
	1	17	SILVA Raysson	BRA	L	24	4	29	57	42.11
	2	14	MEDEUOV Shyngys	KAZ	L	12	1	16	29	41.38
	3	5	NAMURATOV Perdebay	KAZ	OH	13	-	23	36	36.11
	4	11	SALEHIIHAJIKOLAEI Ramezan	IRI	L	6	1	13	20	30.00
	5	1	GODINJAK Ismet	BIH	L	18	9	40	67	26.87
	6	5	CHAHBOUNE Cyrille	FRA	L	5	12	36	53	9.43
Limit	25.00%									
Tournament Totals						253	99	572	924	27.38



Top Player Ranking by Skill

Classement des meilleurs joueurs par aptitude
As of SUN 1 SEP 2024 at 21:29

BEST LIBEROS

Non-Scoring Liberos	Rk	No.	Name	NPC	Excellents	Errors	In Play	Total Attempts	Avg. by Set
	1	17	SILVA Raysson	BRA	29	13	40	82	4.83
	2	10	AHMED ABDELLATIF Abdelnaby Hassan	EGY	20	10	31	61	2.86
	3	1	GODINJAK Ismet	BIH	25	19	65	109	2.78
	4	14	MEDEUOV Shyngys	KAZ	18	4	33	55	2.25
	5	5	HAEHNLEIN Stefan	GER	14	4	24	42	2.00
	5	11	SALEHIHAJIKOLAEI Ramezan	IRI	12	5	24	41	2.00
	7	5	CHAHBOUNE Cyrille	FRA	5	19	45	69	0.83
	8	10	KOVALCHUK Yurii	UKR	2	10	15	27	0.29
	9	2	TAZHIKOV Kuanysh	KAZ	-	3	1	4	0.00
	Tournament Totals				396	333	1319	2048	14.14

Note:

Skills - 10 players are listed per skill, except where ties would extend the list beyond 10 in which case the tied players are not listed.

Legend:

Avg.	Average	Eff. %	Efficiency %	L	Libero	MB	Middle Blocker	No.	Shirt Number
OH	Outside Hitter	O	Opposite	Pos.	Playing position	Rk	Rank	Pos.	Playing position
S	Setter	Succ.%	Success %						



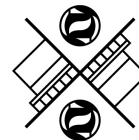
Teams Ranking by Skill

Classement des équipes par aptitude
As of SUN 1 SEP 2024 at 19:44

Scoring Attack	Rk	Team	Points	Errors	In-Play	Total Attempts	Eff. %
	1	GER - Germany	104	38	93	235	28.09
	2	IRI - Islamic Republic of Iran	82	31	72	185	27.57
	3	BIH - Bosnia and Herzegovina	98	38	146	282	21.28
	4	EGY - Egypt	83	35	117	235	20.43
	5	KAZ - Kazakhstan	85	53	75	213	15.02
	6	UKR - Ukraine	59	35	96	190	12.63
	7	BRA - Brazil	51	40	99	190	5.79
	8	FRA - France	26	37	62	125	0.00
	Tournament Totals		588	307	760	1655	16.98

Scoring Block	Rk	Team	Points	Errors	In-Play	Total Attempts	Avg. by Set
	1	EGY - Egypt	25	43	65	133	3.57
	2	BIH - Bosnia and Herzegovina	32	60	86	178	3.56
	3	UKR - Ukraine	21	42	66	129	3.00
	4	GER - Germany	20	39	69	128	2.86
	5	BRA - Brazil	15	41	34	90	2.50
	5	IRI - Islamic Republic of Iran	15	21	33	69	2.50
	7	FRA - France	11	23	31	65	1.83
	8	KAZ - Kazakhstan	12	28	36	76	1.50
	Tournament Totals		151	297	420	868	5.39

Scoring Service	Rk	Team	Points	Errors	In-Play	Total Attempts	Avg. by Set
	1	KAZ - Kazakhstan	37	6	125	168	4.63
	2	IRI - Islamic Republic of Iran	19	12	115	146	3.17
	3	EGY - Egypt	13	4	150	167	1.86
	4	BRA - Brazil	7	14	90	111	1.17
	5	GER - Germany	8	9	159	176	1.14
	6	BIH - Bosnia and Herzegovina	8	15	178	201	0.89
	7	FRA - France	5	11	48	64	0.83
	8	UKR - Ukraine	2	7	111	120	0.29
	Tournament Totals		99	78	976	1153	3.54



Teams Ranking by Skill

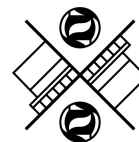
Classement des équipes par aptitude
As of SUN 1 SEP 2024 at 19:44

Non-Scoring Dig	Rk	Team	Excellents	Errors	In-Play	Total Attempts	Avg. by Set
	1	EGY - Egypt	39	22	121	182	5.57
	2	IRI - Islamic Republic of Iran	19	13	89	121	3.17
	2	BRA - Brazil	19	23	59	101	3.17
	4	BIH - Bosnia and Herzegovina	28	37	134	199	3.11
	5	GER - Germany	17	27	114	158	2.43
	6	KAZ - Kazakhstan	15	25	80	120	1.88
	7	FRA - France	3	34	51	88	0.50
	8	UKR - Ukraine	3	53	99	155	0.43
	Tournament Totals		143	234	747	1124	5.11

Non-Scoring Set	Rk	Team	Excellents	Errors	In-Play	Total Attempts	Avg. by Set
	1	GER - Germany	101	8	89	198	14.43
	2	IRI - Islamic Republic of Iran	71	2	79	152	11.83
	3	EGY - Egypt	78	7	116	201	11.14
	4	KAZ - Kazakhstan	83	4	78	165	10.38
	5	BRA - Brazil	61	7	96	164	10.17
	6	UKR - Ukraine	61	6	91	158	8.71
	7	BIH - Bosnia and Herzegovina	78	4	127	209	8.67
	8	FRA - France	19	5	81	105	3.17
	Tournament Totals		552	43	757	1352	19.71

Non-Scoring Reception	Rk	Team	Excellents	Errors	In-Play	Total Attempts	Succ. %
	1	KAZ - Kazakhstan	43	6	67	116	37.07
	2	GER - Germany	41	4	67	112	36.61
	3	IRI - Islamic Republic of Iran	29	6	45	80	36.25
	4	EGY - Egypt	35	8	57	100	35.00
	5	BRA - Brazil	38	13	73	124	30.65
	6	BIH - Bosnia and Herzegovina	38	17	86	141	26.95
	7	UKR - Ukraine	21	13	91	125	16.80
	8	FRA - France	8	32	86	126	6.35
	Tournament Totals		253	99	572	924	27.38

Legend:	Avg.	Eff. %	Rk	Succ. %
	Average	Efficiency	Rank	Success %



Competition Summary - Preliminary Round

Résumé de la compétition - tour préliminaire

As of SUN 1 SEP 2024

Pool A				Points per Set					Total Points	Match Duration	Spectators
Match	Date	Teams	Sets	1	2	3	4	5			
3	FRI 30 AUG	USA vs CHN	1 - 3	25 - 21	20 - 25	18 - 25	24 - 26		87 - 97	1h 43min	2,833
4	FRI 30 AUG	FRA vs ITA	0 - 3	9 - 25	6 - 25	6 - 25			21 - 75	50min	3,752
7	SUN 1 SEP	ITA vs CHN	0 - 3	15 - 25	16 - 25	12 - 25			43 - 75	1h 1min	3,860
8	SUN 1 SEP	FRA vs USA	0 - 3	5 - 25	1 - 25	5 - 25			11 - 75	45min	3,874
11	TUE 3 SEP	USA vs ITA									
12	TUE 3 SEP	CHN vs FRA									

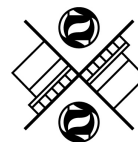
Pool B				Points per Set					Total Points	Match Duration	Spectators
Match	Date	Teams	Sets	1	2	3	4	5			
1	THU 29 AUG	BRA vs RWA	3 - 0	25 - 13	25 - 10	25 - 7			75 - 30	1h 2min	3,306
2	THU 29 AUG	CAN vs SLO	3 - 0	25 - 11	25 - 21	25 - 12			75 - 44	58min	4,072
5	SAT 31 AUG	SLO vs RWA	3 - 1	25 - 19	23 - 25	25 - 14	25 - 22		98 - 80	1h 36min	3,851
6	SAT 31 AUG	CAN vs BRA	1 - 3	20 - 25	21 - 25	25 - 23	19 - 25		85 - 98	1h 49min	3,872
9	MON 2 SEP	BRA vs SLO									
10	MON 2 SEP	RWA vs CAN									

Statistics of	Average match duration	Average spectators	Total spectators
Preliminary Round	1h 13min	3,678	29,420

Pool A																	
Rank	Team	Matches			Results Details						Points	Sets			Points		
		Played	Won	Lost	3-0	3-1	3-2	2-3	1-3	0-3		Won	Lost	Ratio	Won	Lost	Ratio
1	CHN	2	2	0	1	1					6	6	1	6.000	172	130	1.323
2	USA	2	1	1	1				1		3	4	3	1.333	162	108	1.500
3	ITA	2	1	1	1					1	3	3	1.000	118	96	1.229	
4	FRA	2	0	2						2	0	0	0.000	32	150	0.213	

Pool B																	
Rank	Team	Matches			Results Details						Points	Sets			Points		
		Played	Won	Lost	3-0	3-1	3-2	2-3	1-3	0-3		Won	Lost	Ratio	Won	Lost	Ratio
1	BRA	2	2	0	1	1					6	6	1	6.000	173	115	1.504
2	CAN	2	1	1	1					1	3	4	3	1.333	160	142	1.127
3	SLO	2	1	1		1				1	3	3	4	0.750	142	155	0.916
4	RWA	2	0	2						1	0	1	6	0.167	110	173	0.636

Legend:
Ratio of points or sets won/lost



Match Results
Résultats du match

Match 7

ITA vs CHN
0 3

Match Duration: 1h 1min
Spectators: 3,860

Team	Sets	1	2	3	Total
ITA	0	15	16	12	43
CHN	3	25	25	25	75
Playing Time		17min	21min	17min	55min

1st Referee: FERREIRA CALADO Andre (BRA)

2nd Referee: PLESNIK Spela (SLO)

ITA - Italy													
No.	Name	Pos.	Line-up					Points by Set					Pts
			1	2	3	4	5	1	2	3	4	5	
1	BELLANDI	S	2	3	2			1	1				2
4	PEDRELLI	OH	6	1	6			2	2				4
5	BOSIO (c)	OH	3	4	3			6	4	1			11
6	CECCATELLI	O	4	5	4			1	1				2
7	CIRELLI	MB	5	6	12			1	2				3
8	BARIGELLI	O		6					1				1
9	BATTAGLIA	OH	1	2	1								
10	DESINI	O											
11	SPEDIACCI	OH											
12	ARINGHERI	MB			5					2			2
18	BIASI	L	L	L	L								
21	MOGGIO	O			4					1			1
Head Coach:		RIBEIRO Amauri (BRA)											
Assistant Coach:		BERETTA Massimo / de SANCTIS Elva Giulia											
Doctor:		LONGA Emanuela											
Physiotherapist:		PASTORELLI Mattia											
Statistician:		LIBRIO Lorenzo											

CHN - People's Republic of China														
No.	Name	Pos.	Line-up					Points by Set					Pts	
			1	2	3	4	5	1	2	3	4	5		
1	TANG X.M.	MB	2	2	2			5	7	5				17
2	LYU H.Q.	S	3	3	3			2		1				3
3	SU L.M.	OH												
5	HU H.Z.	O												
6	LI T.	S				2								
7	WANG Y.N.	O	6	6	6			5	3	1				9
9	ZHANG X.F.	MB	5	5	5			1	1	6				8
10	Xu Y.X. (c)	OH	4	4	4			6	7	5				18
11	ZHANG L.J.	OH	1	1	1			3	2	2				7
12	QIU J.F.	MB												
13	ZHAO M.L.	MB												
16	HUANG L.	L	L	L	L									
Head Coach:		XU Huimin												
Assistant Coach:		SHENG Yuhong / TANG Yiming												

TEAM AND PLAYER PERFORMANCES

Won	Total Atts	No.	Name
19	93	Total Team	
8	25	5	BOSIO Francesca
3	12	4	PEDRELLI Roberta
2	4	12	ARINGHERI Giulia
4	41	Total Team	
1	7	7	CIRELLI Sara
1	8	5	BOSIO Francesca
1	11	1	BELLANDI Giulia
3	45	Total Team	
2	9	5	BOSIO Francesca
1	6	4	PEDRELLI Roberta
17		Total Team	
43	179	Total Team	

Scoring Skills
Attack
Block
Serve
Opponent Error
Total

Won	Total Atts	No.	Name
51	106	Total Team	
17	28	10	XU Yixiao
14	24	1	TANG Xuemei
7	14	7	WANG Yanan
4	43	Total Team	
3	8	9	ZHANG Xufei
1	10	7	WANG Yanan
7	73	Total Team	
3	15	1	TANG Xuemei
1	10	7	WANG Yanan
1	13	9	ZHANG Xufei
13		Total Team	
75	222	Total Team	

11	42	5	BOSIO Francesca
-----------	-----------	---	-----------------

Best Scorer

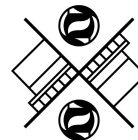
18	43	10	XU Yixiao
-----------	-----------	----	-----------

50km/h	7	CIRELLI Sara
---------------	---	--------------

Fastest Serve

53km/h	11	ZHANG Lijun
---------------	----	-------------

Legend:	(c) Captain	Atts Attempts	L Libero	L Substitute Libero
MB Middle Blocker	n Starting line-up where n = starting position on court (i.e. positions 1 to 6)	No. Shirt number	O Opposite	S Setter
nn Substitute where nn = Shirt number of outgoing player	Pos. Playing position	Pts Points scored		
OH Outside Hitter				



Match Results
Résultats du match

Match 8

FRA vs USA
0 3

Match Duration: 45min
Spectators: 3,874

Team	Sets	1	2	3	Total
FRA	0	5	1	5	11
USA	3	25	25	25	75
	Playing Time	12min	11min	14min	37min

1st Referee: NAVIDINO Mahdi (IRI)

2nd Referee: KONOWALYK Neal (CAN)

FRA - France															
No.	Name	Pos.	Line-up					Points by Set					Pts		
			1	2	3	4	5	1	2	3	4	5			
4	MARSA GALANT	OH	2	1	2										
6	LIGNER	L	L	L	L										
7	BAILLOT	MB	3	2	3										
8	RIGAL	S	5	4	5		1								1
9	AGBODJAN PRINCE (c)	OH	4	3	4		1	2							3
10	MEDJAHARI	OH	6	5	6										
12	GARCIA	MB		9											
14	LANES	OH		10											
15	FAIMALI MEGER	OH	1	6	1										
Head Coach:		ESCALA Yohann													
Assistant Coach:		de THY Morgane / BERNOU Chrystel													
Physiotherapist		ARISS Sarah													
Statistician:		COSTE Jordane													

USA - United States of America															
No.	Name	Pos.	Line-up					Points by Set					Pts		
			1	2	3	4	5	1	2	3	4	5			
1	WEBSTER	MB		4							3				3
2	ZUMMO	L													
3	SHIFFLETT	S	1	2	6						2	1	3		6
5	BRIDGE	OH													
6	ERICKSON	OH	4		4						6		4		10
7	MATTHEWS (c)	OH		6	5							8	2		10
8	DOSTY	OH	5	5	14						4	1	1		6
9	EDWARDS	MB	3		6						1		2		3
10	SATCHELL	L	L	L	L										
12	SCHIECK	OH	2	3	2						3	8			11
14	KANAHELE	S			1								5		5
16	NIEVES	MB	6	1	3						3		2		5
Head Coach:		HAMITER Bill William Olen													
Assistant Coach:		GOODALL Michelle Diane / FILHO Leonidio (BRA)													
Physiotherapist		KING Katherine Marie													
Statistician:		HICKS Jeffery Bryan													

TEAM AND PLAYER PERFORMANCES

Won	Total Atts	No. Name	Scoring Skills	Won	Total Atts	No. Name
3	44	Total Team	Attack	21	35	Total Team
2	12	9 AGBODJAN PRINCE Jenna		6	9	7 MATTHEWS Monique Marie
1	5	8 RIGAL Anais		3	3	12 SCHIECK Emma Joyce
1	9	Total Team	Block	3	6	16 NIEVES Nicole
1	4	9 AGBODJAN PRINCE Jenna		10	20	Total Team
				3	6	7 MATTHEWS Monique Marie
	12	Total Team	Serve	2	3	6 ERICKSON Heather Nicole
				2	2	14 KANAHELE Kaleo Okalani
				28	74	Total Team
7		Total Team	Opponent Error	8	23	12 SCHIECK Emma Joyce
11	65	Total Team		6	18	6 ERICKSON Heather Nicole
				5	15	3 SHIFFLETT-PATTERSON Alexis Ann
			Total	16		Total Team
				75	129	Total Team

3	18	9 AGBODJAN PRINCE Jenna
---	----	-------------------------

Best Scorer

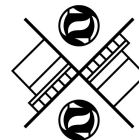
11	26	12 SCHIECK Emma Joyce
----	----	-----------------------

41km/h	8 RIGAL Anais
--------	---------------

Fastest Serve

54km/h	3 SHIFFLETT-PATTERSON Alexis Ann
--------	----------------------------------

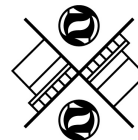
Legend:	(c) Captain	Atts Attempts	L Libero	L Substitute Libero
MB Middle Blocker	n Starting line-up where n = starting position on court (i.e. positions 1 to 6)	No. Shirt number	O Opposite	S Setter
nn Substitute where nn = Shirt number of outgoing player	Pos. Playing position	Pts Points scored		
OH Outside Hitter				



Top Player Ranking by Skill
Classement des meilleurs joueurs par aptitude
As of SUN 1 SEP 2024 at 21:29

BEST SCORERS

Rk	No.	Name	NPC	Pos.	Attack	Block	Serve	Total
1	10	XU Yixiao	CHN	OH	37	3	3	43
2	8	LIMA DELLANGELICA Suellen Cristine	BRA	OH	21	5	9	35
2	1	TANG Xuemei	CHN	MB	26	3	6	35
4	7	VRABIC Klara	SLO	MB	21	5	6	32
5	6	ERICKSON Heather Nicole	USA	OH	20	5	6	31
6	3	ELLIS Danielle	CAN	OH	19	5	4	28
7	5	BOSIO Francesca	ITA	OH	19	2	6	27
8	9	MELENKA Sarah	CAN	S	18	7	1	26
9	4	OAKES Jennifer	CAN	S	12	6	7	25
10	11	PETERS Heidi	CAN	OH	12	1	10	23
11	10	CUNHA Janaina Petit	BRA	OH	15	5	-	20
11	7	MATTHEWS Monique Marie	USA	OH	12	6	2	20
13	11	ZHANG Lijun	CHN	OH	16	-	3	19
14	7	SILVA Nathalie Filomena	BRA	OH	11	3	4	18
14	11	GABRSCZEK Lena	SLO	OH	13	1	4	18
16	2	DIAS de OLIVERA Edwarda	BRA	OH	6	6	5	17
16	4	NYIRAMBARUSHIMANA Sandrine	RWA	O	12	2	3	17
18	7	WANG Yanan	CHN	O	11	3	2	16
18	11	NYIRANEZA Solange	RWA	OH	9	2	5	16
18	6	OCEPEK Suzana	SLO	S	6	1	9	16
21	14	VRHOVNIK Tija	SLO	OH	9	6	-	15
22	12	RODRIGUES BATISTA Laiana	BRA	OH	8	5	1	14
22	15	MUKOBWANKAWA Liliane	RWA	O	13	1	-	14
22	5	BRIDGE Kathryn Sue	USA	OH	11	3	-	14
25	1	WEBSTER Lora Jessica	USA	MB	4	8	1	13
26	9	ZHANG Xufei	CHN	MB	6	5	1	12
27	2	KOZUN Julie	CAN	OH	6	2	3	11
27	12	SCHIECK Emma Joyce	USA	OH	3	-	8	11
29	2	LYU Hongqin	CHN	S	3	3	3	9
29	4	PEDRELLI Roberta	ITA	OH	5	-	4	9
29	6	CECCATELLI Eva	ITA	O	4	1	4	9
29	12	ARINGHIERI Giulia	ITA	MB	7	-	2	9
33	15	VOSS-SHAFIQ Felicia	CAN	O	3	4	1	8
33	9	AGBODJAN PRINCE Jenna	FRA	OH	5	3	-	8
33	7	CIRELLI Sara	ITA	MB	2	2	4	8
33	3	MUREBWAYIRE Claudine	RWA	MB	2	2	4	8
33	13	UMUTONI Clementine	RWA	MB	4	3	1	8
33	10	KOTNIK HREN Sasa	SLO	S	4	1	3	8
33	16	NIEVES Nicole	USA	MB	4	3	1	8
40	5	MUSABYEMARIYA Alice	RWA	OH	2	1	4	7
40	8	DOSTY Whitney Jenay	USA	OH	3	1	3	7
42	4	SILVA da Adria Jesus	BRA	MB	2	4	-	6
42	18	GUISSO FIORESE Luiza	BRA	OH	3	2	1	6
42	1	BELLANDI Giulia	ITA	S	1	2	3	6
42	8	BARIGELLI Flavia	ITA	O	3	-	3	6
42	10	DESINI Sara	ITA	O	-	1	5	6
42	8	MUCYO Marie Adeline	RWA	O	3	2	1	6
42	3	SHIFFLETT-PATTERSON Alexis Ann	USA	S	-	1	5	6
42	9	EDWARDS Tia Mackenzie	USA	MB	3	-	3	6
42	14	KANAHELE Kaleo Okalani	USA	S	1	2	3	6
Tournament Totals					464	147	174	785



Top Player Ranking by Skill

Classement des meilleurs joueurs par aptitude
As of SUN 1 SEP 2024 at 21:29

BEST ATTACKERS

Scoring Attack	Rk	No.	Name	NPC	Pos.	Points	Errors	In-Play	Total Attempts	Eff. %	
	1	5	BOSIO Francesca	ITA	OH	19	3	15	37	43.24	
	2	10	XU Yixiao	CHN	OH	37	12	24	73	34.25	
	3	1	TANG Xuemei	CHN	MB	26	7	28	61	31.15	
	4	8	LIMA DELLANGELICA Suellen Cristine	BRA	OH	21	7	17	45	31.11	
	5	9	MELENKA Sarah	CAN	S	18	7	16	41	26.83	
	6	4	OAKES Jennifer	CAN	S	12	5	12	29	24.14	
	7	6	ERICKSON Heather Nicole	USA	OH	20	11	12	43	20.93	
	8	7	VRABIC Klara	SLO	MB	21	11	18	50	20.00	
	9	3	ELLIS Danielle	CAN	OH	19	10	23	52	17.31	
Limit											
15.00%	Tournament Totals					464	263	607	1334	15.07	

More players tied with the same rank than can fit in the list

BEST BLOCKERS

Scoring Block	Rk	No.	Name	NPC	Pos.	Points	Errors	In-Play	Total Attempts	Avg. by Set
	1	1	WEBSTER Lora Jessica	USA	MB	8	3	14	25	1.14
	2	9	MELENKA Sarah	CAN	S	7	9	10	26	1.00
	3	2	DIAS de OLIVERA Edwarda	BRA	OH	6	4	8	18	0.86
	3	4	OAKES Jennifer	CAN	S	6	-	11	17	0.86
	3	7	MATTHEWS Monique Marie	USA	OH	6	5	4	15	0.86
	3	14	VRHOVNIK Tija	SLO	OH	6	4	3	13	0.86
	Tournament Totals					147	157	259	563	5.44

More players tied with the same rank than can fit in the list

BEST SERVERS

Scoring Service	Rk	No.	Name	NPC	Pos.	Points	Errors	In-Play	Total Attempts	Avg. by Set
	1	11	PETERS Heidi	CAN	OH	10	6	24	40	1.43
	2	8	LIMA DELLANGELICA Suellen Cristine	BRA	OH	9	4	25	38	1.29
	2	6	OCEPEK Suzana	SLO	S	9	1	19	29	1.29
	4	12	SCHIECK Emma Joyce	USA	OH	8	1	15	24	1.14
	5	4	OAKES Jennifer	CAN	S	7	2	22	31	1.00
	5	5	BOSIO Francesca	ITA	OH	6	-	15	21	1.00
	7	1	TANG Xuemei	CHN	MB	6	2	25	33	0.86
	7	6	ERICKSON Heather Nicole	USA	OH	6	-	23	29	0.86
	7	7	VRABIC Klara	SLO	MB	6	-	17	23	0.86
	10	10	DESINI Sara	ITA	O	5	1	3	9	0.83
	Tournament Totals					174	92	802	1068	6.44



Top Player Ranking by Skill

Classement des meilleurs joueurs par aptitude
As of SUN 1 SEP 2024 at 21:29

BEST DIGGERS

Non-Scoring Dig		Rk	No.	Name	NPC	Pos.	Excellents	Errors	In-Play	Total Attempts	Avg. by Set
		1	5	BOSIO Francesca	ITA	OH	6	8	9	23	1.00
		1	14	VRHOVNIK Tija	SLO	OH	7	10	5	22	1.00
		3	14	MULISA Hosiana	RWA	L	6	7	10	23	0.86
		3	15	MUKOBWANKAWE Liliane	RWA	O	6	4	11	21	0.86
		5	3	da COSTA DIAS Gizele Maria	BRA	L	5	2	14	21	0.71
		5	11	de ALMEIDA SILVA Nurya	BRA	OH	5	2	6	13	0.71
		5	14	MARIA LEIRA de CASTRO Camila	BRA	OH	5	-	2	7	0.71
Tournament Totals							114	241	584	939	4.22

More players tied with the same rank than can fit in the list

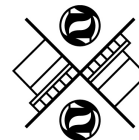
BEST SETTERS

Non-Scoring Set		Rk	No.	Name	NPC	Pos.	Excellents	Errors	In-Play	Total Attempts	Avg. by Set
		1	2	LYU Hongqin	CHN	S	48	-	74	122	6.86
		2	1	BELLANDI Giulia	ITA	S	27	-	29	56	4.50
		3	14	KANAHELE Kaleo Okalani	USA	S	31	-	51	82	4.43
		4	4	OAKES Jennifer	CAN	S	23	1	36	60	3.29
		4	6	OCEPEK Suzana	SLO	S	23	-	30	53	3.29
		6	9	MELENKA Sarah	CAN	S	20	1	31	52	2.86
		7	3	da COSTA DIAS Gizele Maria	BRA	L	18	-	7	25	2.57
		8	11	NYIRANEZA Solange	RWA	OH	17	-	30	47	2.43
		9	18	GUISSO FIORESE Luiza	BRA	OH	15	1	19	35	2.14
Tournament Totals							403	28	680	1111	14.93

More players tied with the same rank than can fit in the list

BEST RECEIVERS

Non-Scoring Reception		Rk	No.	Name	NPC	Pos.	Excellents	Errors	In-Play	Total Attempts	Succ. %	
		1	18	BIASI Silvia	ITA	L	8	3	23	34	23.53	
		2	14	MULISA Hosiana	RWA	L	11	12	25	48	22.92	
		3	11	ZHANG Lijun	CHN	OH	6	-	30	36	16.67	
		4	3	da COSTA DIAS Gizele Maria	BRA	L	3	5	18	26	11.54	
		5	4	MARSA GALANT Estelle	FRA	OH	4	13	25	42	9.52	
		6	7	MATTHEWS Monique Marie	USA	OH	1	5	24	30	3.33	
Limit												
25.00%												
Tournament Totals							140	160	544	844	16.59	



Top Player Ranking by Skill
Classement des meilleurs joueurs par aptitude
As of SUN 1 SEP 2024 at 21:29

BEST LIBEROS

Non-Scoring Liberos	Rk	No.	Name	NPC	Excellents	Errors	In Play	Total Attempts	Avg. by Set
	1	14	MULISA Hosiana	RWA	17	19	35	71	2.43
	2	18	BIASI Silvia	ITA	11	10	31	52	1.83
	3	11	de ALMEIDA SILVA Nurya	BRA	12	5	7	24	1.71
	4	3	da COSTA DIAS Gizele Maria	BRA	8	7	32	47	1.14
	4	8	WONG Jolan	CAN	8	3	30	41	1.14
	6	10	SATCHELL Sydney Chanel	USA	4	-	3	7	0.57
	7	2	ZUMMO Bethany Paige	USA	2	17	32	51	0.29
	7	17	KOCMUR Barbara	SLO	2	6	12	20	0.29
	9	6	LIGNER Julie	FRA	-	9	5	14	0.00
	9	16	HUANG Lu	CHN	-	1	-	1	0.00
	Tournament Totals				254	401	1128	1783	9.41

Note:

Skills - 10 players are listed per skill, except where ties would extend the list beyond 10 in which case the tied players are not listed.

Legend:

Avg.	Average	Eff. %	Efficiency %	L	Libero	MB	Middle Blocker	No.	Shirt Number
OH	Outside Hitter	O	Opposite	Pos.	Playing position	Rk	Rank	Pos.	Playing position
S	Setter	Succ.%	Success %						



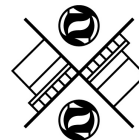
Teams Ranking by Skill

Classement des équipes par aptitude
As of SUN 1 SEP 2024 at 21:26

Scoring Attack	Rk	Team	Points	Errors	In-Play	Total Attempts	Eff. %
	1	ITA - Italy	46	11	80	137	25.55
	2	BRA - Brazil	70	26	78	174	25.29
	3	CHN - People's Republic of China	99	45	107	251	21.51
	4	CAN - Canada	73	43	76	192	15.63
	5	USA - United States of America	61	37	82	180	13.33
	6	SLO - Slovenia	56	40	67	163	9.82
	7	RWA - Rwanda	46	35	74	155	7.10
	8	FRA - France	13	26	43	82	0.00
	Tournament Totals		464	263	607	1334	15.07

Scoring Block	Rk	Team	Points	Errors	In-Play	Total Attempts	Avg. by Set
	1	BRA - Brazil	34	22	44	100	4.86
	2	USA - United States of America	29	17	43	89	4.14
	3	CAN - Canada	27	23	40	90	3.86
	4	CHN - People's Republic of China	17	26	59	102	2.43
	5	SLO - Slovenia	14	20	17	51	2.00
	6	RWA - Rwanda	13	17	25	55	1.86
	7	ITA - Italy	8	22	23	53	1.33
	8	FRA - France	5	10	8	23	0.83
	Tournament Totals		147	157	259	563	5.44

Scoring Service	Rk	Team	Points	Errors	In-Play	Total Attempts	Avg. by Set
	1	ITA - Italy	32	9	77	118	5.33
	2	USA - United States of America	32	6	124	162	4.57
	3	CAN - Canada	26	27	107	160	3.71
	4	SLO - Slovenia	24	10	108	142	3.43
	5	BRA - Brazil	22	9	138	169	3.14
	6	CHN - People's Republic of China	18	13	138	169	2.57
	6	RWA - Rwanda	18	10	85	113	2.57
	8	FRA - France	2	8	25	35	0.33
	Tournament Totals		174	92	802	1068	6.44



Teams Ranking by Skill

Classement des équipes par aptitude
As of SUN 1 SEP 2024 at 21:26

Non-Scoring Dig	Rk	Team	Excellents	Errors	In-Play	Total Attempts	Avg. by Set
	1	BRA - Brazil	22	20	82	124	3.14
	2	SLO - Slovenia	20	32	66	118	2.86
	3	RWA - Rwanda	17	44	56	117	2.43
	4	ITA - Italy	14	33	57	104	2.33
	5	USA - United States of America	16	33	82	131	2.29
	6	CHN - People's Republic of China	15	29	138	182	2.14
	7	CAN - Canada	7	24	86	117	1.00
	8	FRA - France	3	26	17	46	0.50
	Tournament Totals		114	241	584	939	4.22

Non-Scoring Set	Rk	Team	Excellents	Errors	In-Play	Total Attempts	Avg. by Set
	1	CHN - People's Republic of China	78	1	123	202	11.14
	2	BRA - Brazil	60	6	75	141	8.57
	3	USA - United States of America	58	1	96	155	8.29
	4	SLO - Slovenia	54	3	77	134	7.71
	5	CAN - Canada	52	3	91	146	7.43
	6	RWA - Rwanda	48	4	91	143	6.86
	7	ITA - Italy	36	-	67	103	6.00
	8	FRA - France	17	10	60	87	2.83
	Tournament Totals		403	28	680	1111	14.93

Non-Scoring Reception	Rk	Team	Excellents	Errors	In-Play	Total Attempts	Succ. %
	1	RWA - Rwanda	36	35	57	128	28.13
	2	ITA - Italy	15	6	51	72	20.83
	3	BRA - Brazil	16	17	50	83	19.28
	4	CHN - People's Republic of China	19	4	85	108	17.59
	5	SLO - Slovenia	19	24	75	118	16.10
	6	CAN - Canada	15	7	89	111	13.51
	7	FRA - France	12	56	65	133	9.02
	8	USA - United States of America	8	11	72	91	8.79
	Tournament Totals		140	160	544	844	16.59

Legend:	Avg. Average	Eff. % Efficiency	Rk Rank	Succ. % Success %
----------------	---------------------	--------------------------	----------------	--------------------------